



Moore's Modern Methods, Ltd., London.

M 31

WOOKEY HOLE

UNIVERSITY OF BRISTOL SPELAEOLOGICAL SOCIETY
MUSEUM CATALOGUE

No. M 3101

NEGATIVES			PHOTOGRAPHS	LANTERN SLIDES	
35mm	Up to ¼ pl.	½ and 1/1 pl.		2 x 2in.	3¼ x 3¼in.

LOCATION

REFERENCES

In the log book the identifications of the bones and teeth are those made on the site in the cave. The catalogue gives the definitive description

Moore's Modern Methods Ltd., London, E.C.4



To repeat order state Feint, Size 5" x 8"

UNIVERSITY OF BRISTOL SPELAEOLOGICAL SOCIETY
MUSEUM CATALOGUE

No. M31

NEGATIVES			PHOTOGRAPHS	LANTERN SLIDES	
35mm	Up to 1/4 pl.	1/2 and 1/1 pl.		2 x 2in.	3 1/4 x 3 1/4in.

LOCATION Wookey Hole Cave - the show cave only
REFERENCES

The catalogue sheets refer to the finds from excavations in the 4th chamber of the show cave.

So Date Chamber No. Layer No. Specimen No. Sub-area Sub-area Catalogue No.
e.g. 10/8/74 4 (2) 212 [C]





To repeat order state Feint, Size 5" x 8"

UNIVERSITY OF BRISTOL SPELAEOLOGICAL SOCIETY MUSEUM CATALOGUE

No.

NEGATIVES		PHOTOGRAPHS		LANTERN SLIDES	
35mm	Up to 1/4 pl.	1/2 and 1/1 pl.		2 x 2in.	3 1/4 x 3 1/4 in.

LOCATION

REFERENCES

- | | | |
|---|--|---|
| <ul style="list-style-type: none"> • 0 • 1 • 12 • 2 • 22 • 3 • 4 • 5 • 6 | <ul style="list-style-type: none"> Topography Human bones " teeth not in jaws Animal bones " teeth not in jaws Invertebrates Vegetable matter Artifacts of stone " " bone, ivory, antler, horn, shell | <ul style="list-style-type: none"> • 7 Pottery and glass • 8 Metal objects • 9 Miscellaneous |
|---|--|---|



To repeat order state Feint, Size 5" x 8"

 UNIVERSITY OF BRISTOL SPELAEOLOGICAL SOCIETY
 MUSEUM CATALOGUE
No. M310

NEGATIVES			PHOTOGRAPHS	LANTERN SLIDES	
35mm	Up to $\frac{1}{4}$ pl.	$\frac{1}{2}$ and $\frac{1}{1}$ pl.		2 x 2in.	$3\frac{1}{4}$ x $3\frac{1}{4}$ in.

 LOCATION
 REFERENCES

 Wookey Hole, 4th Chamber

17/8/1973. Trial dig, in 4th Chamber. Water lowered to expose mud bank on left looking up stream. Trial trench showed steeply sloping recent sands & mud = layer (1) with patches of clay or perhaps mine washings. This lay on layer (2), compact, thinly laminated with gentle slope. Probably has high CaCO₃ content & nearly a stalagmite. Bone fragments in top. ~~M310~~
M310.2 only a few kg. dug of layer (2) JMM

Moore's Modern Methods Ltd., London, E.C.4



To repeat order state **Feint**, Size 5" x 8"

UNIVERSITY OF BRISTOL SPELAEOLOGICAL SOCIETY
MUSEUM CATALOGUE

No. M31.0
1

NEGATIVES			PHOTOGRAPHS	LANTERN SLIDES	
35mm	Up to $\frac{1}{4}$ pl.	$\frac{1}{2}$ and 1/1 pl.		2 x 2in.	$3\frac{1}{4}$ x $3\frac{1}{4}$ in.
	✓				

LOCATION

REFERENCES

1 Plan & Section from "Wooley Hole" Pl. 3



UNIVERSITY OF BRISTOL SPELAEOLOGICAL SOCIETY
MUSEUM CATALOGUE

M 31.0

1.2.3.

No.

NEGATIVES			PHOTOGRAPHS	LANTERN SLIDES	
35mm	Up to ¼ pl.	½ and 1/1 pl.		2 x 2 in.	3¼ x 3¼ in.
				1.2.3 COL.	

LOCATION

REFERENCES

1, 2, not found 28/9/72
 probably stolen

- 1/. First Chamber, looking upstream. 1956. D.M.M. Thomson
 (copy) taken by cave floodlight.
- 2/. First Chamber looking downstream. Pitto. Pitto
- 3/. First Chamber. St Michael's Mount Pitto. Pitto



UNIVERSITY OF BRISTOL SPELAEOLOGICAL SOCIETY
MUSEUM CATALOGUE

M 31.0

4.-10

No.

NEGATIVES			PHOTOGRAPHS	LANTERN SLIDES	
35mm	Up to $\frac{1}{4}$ pl.	$\frac{1}{2}$ and 1/1 pl.		2 x 2 in.	$3\frac{1}{4}$ x $3\frac{1}{4}$ in.
				4-10 col.	

LOCATION

REFERENCES

Not found 28/9/72
Probably stolen

AU of Diving 1956. by Phil Davies (copies).

4. Luke Devenish adjusting harness. Dan Hassel controller.
5. Group of Divers fully kitted but with masks off. Ted Mason stooping on extreme right.
6. Diver putting on face piece (1956 P.M. Thomson copy)
7. O.C. Wells testing apparatus for leaks
8. Two divers, half in water fully kitted
9. Two divers in water, one carrying a belay block.
10. Undressing John Buxton



To repeat order state Feint, Size, 5" x 8"

UNIVERSITY OF BRISTOL SPELAEOLOGICAL SOCIETY
MUSEUM CATALOGUE

No. M 310
11, 12

NEGATIVES			PHOTOGRAPHS	LANTERN SLIDES	
35mm	Up to $\frac{1}{4}$ pl.	$\frac{1}{2}$ and 1/1 pl.		2 x 2in.	$3\frac{1}{4}$ x $3\frac{1}{4}$ in.
				c c	

LOCATION 20/2/72

REFERENCES

11 } 2 similar views of resurgence of R. Pse at
12 } Weoley Hole from high on left bank just N of
Badger Hole. (Photographs by E.K. Trathan)

UNIVERSITY OF BRISTOL SPELAEOLOGICAL SOCIETY
MUSEUM CATALOGUE

No. M 31.0
13

NEGATIVES			PHOTOGRAPHS	LANTERN SLIDES	
35mm	Up to 1/4 pl.	1/2 and 1/1 pl.		2 x 2in.	3 1/4 x 3 1/2 in.
				c	

LOCATION

REFERENCES

Resurgence of R. Asce at Wookey Hole. [H. Taylor?] 1959



UNIVERSITY OF BRISTOL SPELAEOLOGICAL SOCIETY
MUSEUM CATALOGUE

No. M31.0
13.1-13.3

NEGATIVES			PHOTOGRAPHS	LANTERN SLIDES	
35mm	Up to $\frac{1}{4}$ pl.	$\frac{1}{2}$ and 1/1 pl.		2 x 2in.	$3\frac{1}{4}$ x $3\frac{1}{4}$ in.
13.1-13.3 3 identical negs			13.1 R.P. N.F		

LOCATION

REFERENCES

13.1-13.3

Resurgence of River Axe at Wookey Hole.
Taken from path to show cave.
Photo. to by H. Taylor 1959





To repeat order state Feint, Size 5" x 8"

UNIVERSITY OF BRISTOL SPELAEOLOGICAL SOCIETY
MUSEUM CATALOGUE

No. M 31.0
14

NEGATIVES			PHOTOGRAPHS	LANTERN SLIDES	
35mm	Up to $\frac{1}{4}$ pl.	$\frac{1}{2}$ and 1/1 pl.		2 x 2in.	$3\frac{1}{2}$ x $3\frac{1}{2}$ in.
	✓ 14				✓

LOCATION

REFERENCES

Plan and section from "Wookey Hole" pl. 3



To repeat order state Feint, Size 5" x 8"

UNIVERSITY OF BRISTOL SPELAEOLOGICAL SOCIETY
MUSEUM CATALOGUE

No. M31.0
15, 16, 17

NEGATIVES			PHOTOGRAPHS	LANTERN SLIDES	
35mm	Up to $\frac{1}{4}$ pl.	$\frac{1}{2}$ and $1/1$ pl.		2 x 2in.	$3\frac{1}{4}$ x $3\frac{1}{4}$ in.
	$\frac{1}{4}$ 15				15
	$\frac{1}{4}$ 16				16
					17

LOCATION

REFERENCES

- 15 Area map and cave system "Wookey Hole" Pl. 5
- 16 Sections drawn through deposits. "Wookey Hole" Pl. 9
- 17 Divers entering water in 3rd chamber. on one of the very early dives

UNIVERSITY OF BRISTOL SPELAEOLOGICAL SOCIETY
MUSEUM CATALOGUE

No. M31.0
18, 19

NEGATIVES			PHOTOGRAPHS	LANTERN SLIDES	
35mm	Up to $\frac{1}{4}$ pl.	$\frac{1}{2}$ and $1/1$ pl.		2 x 2in.	$3\frac{1}{2}$ x $3\frac{1}{2}$ in.
	$\frac{1}{4}$ 18 from book	1/1 (18) 1/1 19			18 18.1

LOCATION
REFERENCES

18 Restoration of interior of cave by John Hassall
(Wookey Hole - Pl. 18)

Negative is photograph of drawing taken by H. Savory

19 Restoration of Entrance to the cave by John Hassall
(Wookey Hole. Pl. 22)

Negative is faded photograph of drawing by H. Savory



UNIVERSITY OF BRISTOL SPELAEOLOGICAL SOCIETY
MUSEUM CATALOGUE

No. M31.0
20

NEGATIVES			PHOTOGRAPHS	LANTERN SLIDES	
35mm	Up to $\frac{1}{4}$ pl.	$\frac{1}{2}$ and $1/1$ pl.		2 x 2in.	$3\frac{1}{4}$ x $3\frac{1}{4}$ in.
		$\frac{1}{1}$, 20			

LOCATION

REFERENCES

- 20 Restoration Reconstruction by John Hasall of Wookey
Hole in Pleistocene times. (Wookey Hole Pl. 29)
Negative by H. Savory of this drawing.



To repeat order state Feint, Size 5" x 8"

UNIVERSITY OF BRISTOL SPELÆOLOGICAL SOCIETY
MUSEUM CATALOGUE

No. M31.0
21, 22

NEGATIVES			PHOTOGRAPHS	LANTERN SLIDES	
35mm	Up to $\frac{1}{4}$ pl.	$\frac{1}{2}$ and $1/1$ pl.		2 x 2in.	$3\frac{1}{4}$ x $3\frac{1}{2}$ in.
		1/1 (21)			
		1/1 (22)			

LOCATION

REFERENCES

- 21 Wooky Hole. 1st Chamber. Looking across river to Charon's Chamber. Boat with figure close to far side. Photograph H. Savory
22. The Indesg Grotto (Wooky Hole Pl. 32B)
Photograph by H. Savory. Print from negative appears to have been trimmed

UNIVERSITY OF BRISTOL SPELAEOLOGICAL SOCIETY
MUSEUM CATALOGUE

No. M310
23, 24, 25, 26

NEGATIVES			PHOTOGRAPHS	LANTERN SLIDES	
35mm	Up to $\frac{1}{4}$ pl.	$\frac{1}{2}$ and $1/1$ pl.		2 x 2in.	$3\frac{1}{2} \times 3\frac{1}{2}$ in.
		$1/1$ (23) (24) on same neg.			
		$1/1$ (25)			26

LOCATION
REFERENCES

23. Woskey Hole "The grille" - W. series. Photograph H. Savory
(W.H. Pl. 34C)
24. Woskey Hole. Terminal Western Chamber. (W.H. Pl. 35B)
Photograph J.H. Savory
25. Source of the R. Axe at Woskey Hole. Rt. (W) side looking
N. Photograph J.H. Savory
26. A diver returning to 3rd chamber.



To repeat order state Feint, Size 5" x 8"

UNIVERSITY OF BRISTOL SPELAEOLOGICAL SOCIETY
MUSEUM CATALOGUE

No. M 310
27-30

NEGATIVES			PHOTOGRAPHS	LANTERN SLIDES	
35mm	Up to $\frac{1}{4}$ pl.	$\frac{1}{2}$ and $1/1$ pl.		2 x 2in.	$3\frac{1}{2}$ x $3\frac{1}{2}$ in.

LOCATION *Wookey Hole. Series of bought slides*

REFERENCES

- 27 *Probably near "The Watch"*
 28 *St. Michael's Mount. to left of "the Watch" on route to 2nd chamber*
 29 *R. Osce + boat 1st Chamber*
 30 *R. " " " 1st " "*

To repeat order state **Feint**, Size 5" x 8"

UNIVERSITY OF BRISTOL SPELAEOLOGICAL SOCIETY
MUSEUM CATALOGUE

No. M31.0
31, 32, 33.0
33.1

NEGATIVES			PHOTOGRAPHS	LANTERN SLIDES	
35mm	Up to $\frac{1}{4}$ pl.	$\frac{1}{2}$ and 1/1 pl.		2 x 2in.	$3\frac{1}{4}$ x $3\frac{1}{4}$ in.
	31 32		31 R.P. N.F. 32 R.P. N.F.		

LOCATION

REFERENCES

- 31 'The Witch' Photo. H. Taylor prob. 1925
- 32 Stalagmite Pillars in The Grotto. Photo. H. Taylor 1925
[This is probably in what was, in 1925, called the
New Series etc.]
- 33.0 } Almost identical views of "The Sentinel" pillar
33.1 } in the New Series (1925) , Photo H. Taylor 1925

UNIVERSITY OF BRISTOL SPELAEOLOGICAL SOCIETY
MUSEUM CATALOGUE

No. M31.0
34, 35

NEGATIVES			PHOTOGRAPHS	LANTERN SLIDES	
35mm	Up to 1/4 pl.	1/2 and 1/1 pl.		2 x 2in.	3 1/4 x 3 1/4 in.
				34 C 35 C	

LOCATION
REFERENCES

Wookey Hole ~~#~~, Aug. 1974

- 34 Digging in progress ^{1. 2. 3.} W.H.4
⁴
1 Don. Newton, 2. Juliet Rogem. 3. E.K. Treatman 4. Chris Hawkes
Photo. R. Harrison
- 35 W.H. 1. Water lowered. Stal/boulder "dam" across stream to Charon's Chamber. Photo. R. Harrison.
[E.K.T. is seen!]



UNIVERSITY OF BRISTOL SPELAEOLOGICAL SOCIETY
MUSEUM CATALOGUE

No. M31.0
36-38

NEGATIVES			PHOTOGRAPHS	LANTERN SLIDES	
35mm	Up to $\frac{1}{4}$ pl.	$\frac{1}{2}$ and 1/1 pl.		2 x 2in.	$3\frac{1}{2}$ x $3\frac{1}{2}$ in.
				36 C 37 L+W 38 C	

LOCATION

REFERENCES

Wookey Hole 4 Aug. 1974

- 36 Party digging 8/1974. Photo. R. Harrison
L-R. Juliet Rogers, Chris Hawkes, A.N. Other
- 37 Party digging 8/1974. Photo. ? Pearson
L-R. Juliet Rogers, Chris Hawkes, A.N. Other
- 38 Group of mixed human bones, including a mandible,
in sub-area D. Photo. R. Harrison. Scale divisions 2.0cm



UNIVERSITY OF BRISTOL SPELAEOLOGICAL SOCIETY
MUSEUM CATALOGUE

No. M31.1

1, 2

NEGATIVES		PHOTOGRAPHS	LANTERN SLIDES	
35mm	Up to $\frac{1}{4}$ pl.		2 x 2in.	$3\frac{1}{2}$ x $3\frac{1}{2}$ in.
	$\frac{1}{2}$ and 1/1 pl.			
	✓	9. (2)		

LOCATION
REFERENCES

This sheet does not refer to remains from
4 Chamber excavations 1974, 1975

- 1. Relics of the Goat Herd. "Wookey Hole" Pl. 2
Includes human femora ♀ & ♂. Pottery, Comb. Iron
objects & "crystal" ball
- 2. Hassall's reconstruction drawing of "The Witch of Wookey"
Photograph by J.H. Savory.



To repeat order state Feint, Size, 5" x 8"

UNIVERSITY OF BRISTOL SPELAEOLOGICAL SOCIETY
MUSEUM CATALOGUE

No. M31.2
1

NEGATIVES			PHOTOGRAPHS	LANTERN SLIDES	
35mm	Up to $\frac{1}{4}$ pl.	$\frac{1}{2}$ and 1/1 pl.		2 x 2in.	$3\frac{1}{2}$ x $3\frac{1}{4}$ in.

LOCATION

REFERENCES

Wookey Hole, 4th Chamber Layer ①

1 Bone scraps, 1973 trial dig.
[Probably human M/1975]

To repeat order state **Feint**, Size, 5" x 8"

UNIVERSITY OF BRISTOL SPELAEOLOGICAL SOCIETY
MUSEUM CATALOGUE

No. M 31.4

1

NEGATIVES			PHOTOGRAPHS	LANTERN SLIDES	
35mm	Up to $\frac{1}{4}$ pl.	$\frac{1}{2}$ and $1/1$ pl.		2 x 2in.	$3\frac{1}{4}$ x $3\frac{1}{4}$ in.
	✓				

LOCATION

REFERENCES

Objects of wood & leather. "Woakey Hole" Pl. 24
Includes also querns & stone lamp. (see also M 31.5)

1

UNIVERSITY OF BRISTOL SPELAEOLOGICAL SOCIETY
MUSEUM CATALOGUE

No. M31.5
1

NEGATIVES			PHOTOGRAPHS	LANTERN SLIDES	
35mm	Up to 1/4 pl.	1/2 and 1/1 pl.		2 x 2in.	3 1/2 x 3 1/2 in.
	✓				

LOCATION

REFERENCES

This sheet does not refer to items from
the chamber excavations 1974, 1975

Stone objects from "Woakey Hole" pl. 20 B

(also Iron objects. M31.8/1 20 A)

See also M31.1 Relics of the Goat Herd. Pl. 8

See also M31.4 for querns & stone lamps

UNIVERSITY OF BRISTOL SPELAEOLOGICAL SOCIETY
MUSEUM CATALOGUE

No. M35 M31.5
1

NEGATIVES			PHOTOGRAPHS	LANTERN SLIDES	
35mm	Up to 1/4 pl.	1/2 and 1/1 pl.		2 x 2in.	3 1/4 x 3 3/4in.

LOCATION 8/8/74 4 (2) B3 Log. p. 11

REFERENCES

1 Small - 5 mm - cylindrical jet bead. 2 pieces. Found
with M31.7
3

Moore's Modern Methods Ltd., London, E.C.4



To repeat order state Feint, Size 5" x 8"

To repeat order state **Feint**, Size 5" x 8"
 UNIVERSITY OF BRISTOL SPELAEOLOGICAL SOCIETY
 MUSEUM CATALOGUE

 No. M 31.5
2

NEGATIVES			PHOTOGRAPHS	LANTERN SLIDES	
35mm	Up to ¼ pl.	½ and 1/1 pl.		2 x 2in.	3¼ x 3¼in.
LOCATION <u>9/8/74</u> <u>4</u> <u>(2)</u> <u>43</u> <u>A</u> <u>Log. p. 13</u> <u>(2)</u>					
REFERENCES					

2 Portion, 13 mm long x 2 mm diam, of black head made from jet but could be glass



To repeat order state Feints, Size: 5" x 8"

UNIVERSITY OF BRISTOL SPELAEOLOGICAL SOCIETY
MUSEUM CATALOGUE

No. M31.5
3

NEGATIVES			PHOTOGRAPHS	LANTERN SLIDES	
35mm	Up to $\frac{1}{4}$ pl.	$\frac{1}{2}$ and 1/1 pl.		2 x 2in.	$3\frac{1}{2}$ x $3\frac{1}{4}$ in.

LOCATION Aug. 10th 1975

4

②

area K

1744

REFERENCES

3 Piece of stone marked by ? man-made grooves. Probably calcite
size about 6 x 4 x 3 cm.

Sent to G.C. Boon. Nat. Mus. Cardiff for examination.



To repeat order state Feint, Size, 5" x 8"

UNIVERSITY OF BRISTOL SPELAEOLOGICAL SOCIETY
MUSEUM CATALOGUE


No. M31.5
4

NEGATIVES			PHOTOGRAPHS	LANTERN SLIDES	
35mm	Up to 1/4 pl.	1/2 and 1/1 pl.		2 x 2in.	3 1/2 x 3 1/2 in.

LOCATION August 1975 4 ②/556 area E

REFERENCES

4 Small portion of shale bracelet



UNIVERSITY OF BRISTOL SPELAEOLOGICAL SOCIETY
MUSEUM CATALOGUE

No. M 31.6
1.0
1.1

NEGATIVES			PHOTOGRAPHS	LANTERN SLIDES	
35mm	Up to 1/4 pl.	1/2 and 1/1 pl.		2 x 2in.	3 1/2 x 3 1/2 in.
	1/4 ✓				✓ Duplications

LOCATION
REFERENCES

*This sheet does not refer to items from
4th chamber excavations 1974, 1975*


- Weaving combs from Wookey Hole. (Pl. 21A)*

UNIVERSITY OF BRISTOL SPELAEOLOGICAL SOCIETY
MUSEUM CATALOGUE

No. M316
1, 2

NEGATIVES			PHOTOGRAPHS	LANTERN SLIDES	
35mm	Up to 1/4 pl.	1/2 and 1/1 pl.		2 x 2in.	3 1/4 x 3 1/4 in.

LOCATION	11/8/74	4	②	804	Sub area	F	Log. p. 31	(1)
REFERENCES		4	②	80A	" "	F	" p. 31	(2)

- 1 Portion of pointed end of bone pin - 3 cm
- 2 " " what appears to be a bone ring  1/1

Moore's Modern Methods Ltd., London, E.C.4



To repeat order state Feint, Size 5" x 8"

To repeat order state **Feint**, Size, 5" x 8"

UNIVERSITY OF BRISTOL SPELAEOLOGICAL SOCIETY
MUSEUM CATALOGUE

No.

M 31.7

1.0, 1.1, 1.2

35mm	NEGATIVES		PHOTOGRAPHS	LANTERN SLIDES	
	Up to $\frac{1}{4}$ pl.	$\frac{1}{2}$ and $1/1$ pl.		2 x 2in.	$3\frac{1}{2}$ x $3\frac{1}{2}$ in.
	1.0 ✓ 1.1 ✓			[EKT. Rollin P155] 1	1.0 ✓
LOCATION	1.2 ✓				
REFERENCES	This sheet does not refer to items from 4 th Chamber excavations 1974, 1975				

1.0 }
1.1 }
1.2 }

Pottery

from

"Wootton Hole"

Pl. 15

UNIVERSITY OF BRISTOL SPELAEOLOGICAL SOCIETY
MUSEUM CATALOGUE

No. M31.7

2

NEGATIVES		PHOTOGRAPHS	LANTERN SLIDES	
35mm	Up to $\frac{1}{4}$ pl.		$\frac{1}{2}$ and $\frac{1}{1}$ pl.	2 x 2in.

LOCATION

REFERENCES

*This sheet does not refer to items from
4 Chamber excavations 1974, 1975*

2 Pottery from "Woakey Hole" Pl. 13



UNIVERSITY OF BRISTOL SPELAEOLOGICAL SOCIETY
MUSEUM CATALOGUE

No. M 31.7
1, 2

NEGATIVES			PHOTOGRAPHS	LANTERN SLIDES	
35mm	Up to 1/4 pl.	1/2 and 1/1 pl.		2 x 2in.	3 1/2 x 3 1/2 in.
				1 - C 2 - C	

LOCATION 1, 510 (2), E. 11/8/74

REFERENCES 2, 800 (2), F. 11/8/74

[Remember 801 3/7/75]

Slides provided by Dr O.C. Lloyd Path. Dept. U of B.

- 1 Lip sherd of Oxford ware c. 3c with roulette pattern
c.f. M31.7/32 probable same pot.
- 2 Body sherd of pie dish



UNIVERSITY OF BRISTOL SPELAEOLOGICAL SOCIETY
MUSEUM CATALOGUE

No. M31.7
1.0-1.5

NEGATIVES			PHOTOGRAPHS	LANTERN SLIDES	
35mm	Up to ¼ pl.	½ and 1/1 pl.		2 x 2in.	3¼ x 3¼in.

LOCATION 8/8/74 4 ② 25 No sub-area Fig. p. 11
 REFERENCES Group of sherds found close together. (1.0-7)
 Belong to two separate pots. (1.1)
 [Absence of "Sub-Area" = 1st stage excursions before subdivisions] (1.2)
 (1.3)
 (1.4)
 (1.5)

- 1.0 Handle portion & wall of beaker. Grey. Hard
 fine paste handle "stuffed" on. [M31.7/11 is probably part of this]
 1.1 Piece of base of small pot. Black. Fine paste
 wheel turned - (not same pot as 1.0)
 1.2 small sherd prob same pot as 1.1
 1.3-1.5 very small sherds. prob same pot as 1.1

See also M31.7/28 for probable further piece of handle



UNIVERSITY OF BRISTOL SPELAEOLOGICAL SOCIETY
MUSEUM CATALOGUE

No. M 31.7
2-3

NEGATIVES			PHOTOGRAPHS	LANTERN SLIDES		
35mm	Up to ¼ pl.	½ and 1/1 pl.		2 x 2in.	3¼ x 3¼in.	
LOCATION	8/8/74	4	(2) (31)	No sub area	Leg. p. 11.	(2.0)
REFERENCES		4	(2) (33)	" " "	" p. 11	(2.1) (3.0)

- 2.0 } two small sherds found together. Fine paste. Black
2.1 } thick. 2.0 shows plain tip of typical Roman
fire dish. Both probably same pot.
(M 31.7/5 is probably from same pot.)
- 3 Minute sherd of pot. Thin. Black exterior. Grey interior
fine paste. Found with jet head M 31.5/1



UNIVERSITY OF BRISTOL SPELAEOLOGICAL SOCIETY
MUSEUM CATALOGUE

No. M 31.7
4.5

NEGATIVES			PHOTOGRAPHS	LANTERN SLIDES	
35mm	Up to 1/4 pl.	1/2 and 1/1 pl.		2 x 2in.	3 1/4 x 3 1/4in.
LOCATION <u>8/8/74</u>	4	② <u>4.1</u>	<u>sub-area A</u>	<u>Log. p. 13</u>	4
REFERENCES <u>9/8/74</u>	4	② <u>4.4</u>	<u>" " A</u>	<u>" p. 13</u>	5
	4	② <u>7.7</u>	" " A		

4 small sherd of grey pot. Thin, fine paste parts
5 " " of black pot. prob. same as M31.7/2.0



UNIVERSITY OF BRISTOL SPELAEOLOGICAL SOCIETY
MUSEUM CATALOGUE

No. M.317
6, 7, 8

NEGATIVES			PHOTOGRAPHS	LANTERN SLIDES			
35mm	Up to 1/4 pl.	1/2 and 1/1 pl.		2 x 2in.	3 1/4 x 3 1/4in.		
LOCATION	10/8/74	4	② / 200 201	Sub-area	C	Leg. p. 21	6
REFERENCES		4	② / 202	" "	C	" p. 21	7
		4	② / 233	" "	C	" p. 23	8

6 Two sherds joined. Thin black pot. Fine paste. Groth groove. Rough surface above g.g.

7 Small lip sherd of Roman pie dish

8 Minute sherd. Red. Abraded ? Samian or imitation



UNIVERSITY OF BRISTOL SPELAEOLOGICAL SOCIETY
MUSEUM CATALOGUE

No. M31.7

9.0, 9.1, 10

NEGATIVES			PHOTOGRAPHS	LANTERN SLIDES	
35mm	Up to 1/4 pl.	1/2 and 1/1 pl.		2 x 2in.	3 1/4 x 3 1/4in.

LOCATION 11.8.74 4 (2) ~~524~~ Sub-area [E] Leg. p. 29 9.0

REFERENCES

4 (2) ~~516~~ " " [E] " p. 29 9.1

- 9.0 Small part of base of pie dish. Grey exterior. Black interior
hard, fine parts
- 9.1 Part of wall of small pot. Grey interior. Black/grey
exterior. Part of shoulder present. Fine parts. Abraded ++



UNIVERSITY OF BRISTOL SPELAEOLOGICAL SOCIETY
MUSEUM CATALOGUE

No. M.31.7
11-14

NEGATIVES			PHOTOGRAPHS	LANTERN SLIDES	
35mm	Up to 1/4 pl.	1/2 and 1/1 pl.		2 x 2in.	3 1/4 x 3 1/4in.
LOCATION <u>11/8/74</u>	4	② <u>517</u>	Sub area E	Log. p. 29	11
REFERENCES	4	② <u>525</u>	" " E	Log. p. 29	12
	4	② <u>526</u>	" " E	Log. p. 29	13
	4	② <u>527</u>	" " E	Log. p. 29	14

- 11 Sherd of black ware. Fine paste. Part of handle of jar. Almost certainly part of M.31.7/1.01, [Log. p. 11]
- 12 Sherd of wall of black pie dish
- 13 " " " " " " " "
- 14 " " wall of pot. near neck. Hard, fine grey ware





To repeat order state Feint, Size 5" x 8"

 UNIVERSITY OF BRISTOL SPELAEOLOGICAL SOCIETY
 MUSEUM CATALOGUE
No. M.31.715

NEGATIVES			PHOTOGRAPHS	LANTERN SLIDES	
35mm	Up to ¼ pl.	½ and 1/1 pl.		2 x 2in.	3¼ x 3¼in.

 LOCATION 11/8/74 4 (2) 801 sub-area F Log. p. 31
 REFERENCES

15 One body sherd of hard grey ware. Thin.

UNIVERSITY OF BRISTOL SPELAEOLOGICAL SOCIETY
MUSEUM CATALOGUE

No. M31.7
16-17

NEGATIVES			PHOTOGRAPHS	LANTERN SLIDES	
35mm	Up to ¼ pl.	½ and 1/1 pl.		2 x 2in.	3¼ x 3¼in.

LOCATION 6/8/74 4 ① ① No sub-area. Near base of ① Log. p. 3 16
 REFERENCES 4 ① — " " " . Base of ① into ② — 17

16 Small length of clay tobacco pipe stem. Length 3 cm
 17 " " " " " " " " " 1.5 cm

Moore's Modern Methods Ltd., London, E.C.4



To repeat order state Feint, Size 5" x 8"



To repeat order state Feint, Size 5" x 8"

 UNIVERSITY OF BRISTOL SPELAEOLOGICAL SOCIETY
 MUSEUM CATALOGUE

 No. M31.7
18

NEGATIVES			PHOTOGRAPHS	LANTERN SLIDES	
35mm	Up to ¼ pl.	½ and 1/1 pl.		2 x 2in.	3¼ x 3¼in.
LOCATION <u>10/8/74</u> <u>4</u> <u>(2)</u> <u>90</u> <u>At sub area</u> <u>B</u> <u>Log. p. 19</u> <u>(18)</u>					
REFERENCES					

18 minute 2x2 mm green glass bead



To repeat order state Feint, Size, 5" x 8"

UNIVERSITY OF BRISTOL SPELAEOLOGICAL SOCIETY MUSEUM CATALOGUE

 No. M31.7
19

NEGATIVES			PHOTOGRAPHS	LANTERN SLIDES	
35mm	Up to $\frac{1}{4}$ pl.	$\frac{1}{2}$ and 1/1 pl.		2 x 2in.	$3\frac{1}{4}$ x 3 $\frac{1}{2}$ in.
	5 th				

LOCATION Aug 1975

4

②

900904/5918958

Sub area

G

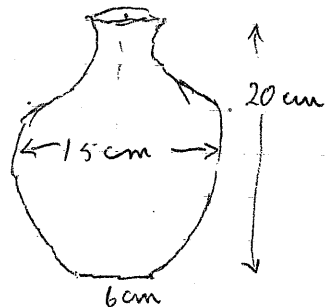
Leg. p.

REFERENCES

904/5fits to 900 group958904/5

under human pelvis

19 Many sherds of a single pot. Black exterior, grey interior, wheel made. More than half of pot represented complete section up to But base.



To repeat order state **Feint**, Size, 5" x 8"

UNIVERSITY OF BRISTOL SPELAEOLOGICAL SOCIETY MUSEUM CATALOGUE

No.

M31.7

20

NEGATIVES			PHOTOGRAPHS	LANTERN SLIDES						
35mm	Up to $\frac{1}{4}$ pl.	$\frac{1}{2}$ and 1/1 pl.		2 x 2in.	$3\frac{1}{4}$ x $3\frac{1}{4}$ in.					
LOCATION			Aug. 8. 1975	4	(2)	B27 , B28	Sub area	E2+		
REFERENCES										Log. p.

- 20 Base, wall sherds + lip of single pot. Thick grey ware. Wheel made. Partially reconstructed. Lip form closely matches that of M31.7/22 & the two could be from the same pot
Base diam. 8.0 cm.



To repeat order state 5" x 8" Feint

UNIVERSITY OF BRISTOL SPELAEOLOGICAL SOCIETY
MUSEUM CATALOGUE

No. _____

M 31.7

21

NEGATIVES			PHOTOGRAPHS	LANTERN SLIDES	
35mm	Up to $\frac{1}{4}$ pl.	$\frac{1}{2}$ and 1/1 pl.		2 x 2 in.	$3\frac{1}{4}$ x $3\frac{1}{4}$ in.

LOCATION Aug. 1975 4 (2) 331 sub-area G+ Log. p.

REFERENCES

21 Lip sherd. Base + part of wall of a pot. Black exterior, grey interior - wheel made



To repeat order state 5" x 8" Feint

UNIVERSITY OF BRISTOL SPELAEOLOGICAL SOCIETY
MUSEUM CATALOGUE No.

M31.7
22

NEGATIVES			PHOTOGRAPHS	LANTERN SLIDES	
35mm	Up to $\frac{1}{4}$ pl.	$\frac{1}{2}$ and 1/1 pl.		2 x 2 in.	$3\frac{1}{2}$ x $3\frac{1}{4}$ in.

LOCATION Aug. 8 1975 Lt (2) 324, 329, 330, 332, 333, 335. Long. p.

REFERENCES

sub area C₂⁺

22 Series of sherds of pot including base + rim. The rim sherds may be part of M31.7/20. External and internal surfaces grey.

UNIVERSITY OF BRISTOL SPELAEOLOGICAL SOCIETY
MUSEUM CATALOGUE

No. M 317
23, 24

NEGATIVES			PHOTOGRAPHS	LANTERN SLIDES	
35mm	Up to 1/4 pl.	1/2 and 1/1 pl.		2 x 2in.	3 1/4 x 3 1/4 in.

LOCATION	Aug 2 ⁻ 1975	4	② 1003	Sub-area	H	Leg. p.	(23)
REFERENCES	Aug. 3 ⁻ 1975	4	② 1020	sub-area	H	u p.	(24)

- 23 Two joined sherds of base of Roman fire dish. Black throughout
- 24 Small abraded sherd Grey ware.



UNIVERSITY OF BRISTOL SPELAEOLOGICAL SOCIETY
MUSEUM CATALOGUE

No. M 31.7
25, 26

NEGATIVES			PHOTOGRAPHS	LANTERN SLIDES	
35mm	Up to 1/4 pl.	1/2 and 1/1 pl.		2 x 2in.	3 1/2 x 3 1/2 in.

LOCATION	Aug.	1975,	4	②	<u>1102</u>	Sub-area	J	Log. p.	(25)	
REFERENCES	Aug.	1975	4	②	<u>1741</u>	"	"	K	Log. p.	(26)

25 small wall sherd of pot. Grey interior. Black exterior wheel made

26 Piece of stem of clay tobacco pipe.



To repeat order state Feirit, Size 5" x 8"

 UNIVERSITY OF BRISTOL SPELAEOLOGICAL SOCIETY
 MUSEUM CATALOGUE
No. M 31.726a, 27, 28, 29

35mm	NEGATIVES		PHOTOGRAPHS		LANTERN SLIDES		
	Up to 1/4 pl.	1/2 and 1/1 pl.			2 x 2in.	3 1/4 x 3 1/4 in.	
LOCATION	Aug 1975	4	(2)	<u>1515</u>	Sub-area [E]	Log. p.	(26a)
REFERENCES	Aug 1975	4	(2)	<u>555</u>	Sub-area [E]	Log. p.	(27)
	Aug 1975	4	(2)	<u>558</u>	Sub-area [E]	Log. p.	(28)
	Aug 1975	4	(2)	<u>1510</u>	Sub-area [E]	Log. p.	(29)

- 26a Small sherd of base/wall of pot. Grey exterior / interior wheel made.
- 27 2 Wall sherds of pot. Black exterior, grey interior. Wheel made
- 28 Sherd of handle of pot. Almost certainly part of M 31.7
1.0-1.5
- 29 Wall sherd of Roman pie dish. Black ext. and int.

UNIVERSITY OF BRISTOL SPELAEOLOGICAL SOCIETY
MUSEUM CATALOGUE

No. M31.7
30-32

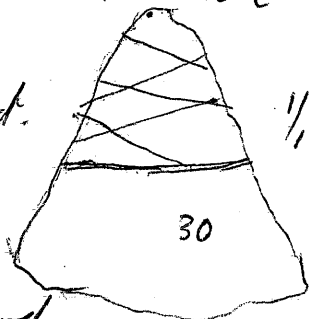
NEGATIVES			PHOTOGRAPHS	LANTERN SLIDES	
35mm	Up to 1/4 pl.	1/2 and 1/1 pl.		2 x 2in.	3 1/4 x 3 1/4 in.

LOCATION	Aug 1975	4	②	260	sub-area	C	Log. f.	(30)
REFERENCES	Aug 1975	4	②	336	sub-area	C	Log. f.	(31)
	July Aug. 29 th 1975	4	?	119	Not in area	C	Log. f.	(32)
					dug but E of 07301455			

30 Small body sherd of pot with girth groove + lattice pattern. Black ext. Int.

31 2 body sherds, joined, of pot. Black ext. with red/brown staining & similar staining over whole of interior

32 Rim + neck of red ware pot. Much eroded. Pattern on shoulder. Resembles sherd found in 1974 c.f. M31.7/1 Oxford ware. 3c. Roulette pattern



UNIVERSITY OF BRISTOL SPELAEOLOGICAL SOCIETY
MUSEUM CATALOGUE

No. M 31.7
33

NEGATIVES			PHOTOGRAPHS	LANTERN SLIDES	
35mm	Up to 1/4 pl.	1/2 and 1/1 pl.		2 x 2in.	3 1/4 x 3 1/4 in.

LOCATION	Aug.	1975	4	(2)	301	area	C2
REFERENCES	"	1	1975	4	(2)	287	" C
	"		1975	4	(2)	303	" C2
	"		1975	4	(2)	1104	" J + 2 minute sherds discarded
	"		1975	4	(2)	1104	??
	"		1975	4	(2)	423	1165? 45?
	"	7	1975	4	(2)	1416	M

Sundry small sherds not numbered



To repeat order state Feint, Size 5" x 8"

UNIVERSITY OF BRISTOL SPELAEOLOGICAL SOCIETY
MUSEUM CATALOGUE

No. M 31.8
1.0, 1.1

NEGATIVES			PHOTOGRAPHS	LANTERN SLIDES	
35mm	Up to $\frac{1}{4}$ pl.	$\frac{1}{2}$ and 1/1 pl.		2 x 2in.	$3\frac{1}{4} \times 3\frac{1}{2}$ in.
				1.0 - c. obverse	
				1.1 - c. reverse	

LOCATION
REFERENCES

[Renumbered ~~OK~~ 3/7/75]

Photo slides provided by Dr. D.C. Lloyd, Path. Dept. U. of B.

1 Bronze enamelled brooch.



To repeat order state Feint, Size 5" x 8"

UNIVERSITY OF BRISTOL SPELAEOLOGICAL SOCIETY
MUSEUM CATALOGUE

No. M38
3

NEGATIVES			PHOTOGRAPHS	LANTERN SLIDES	
35mm	Up to $\frac{1}{4}$ pl.	$\frac{1}{2}$ and 1/1 pl.		2 x 2in.	$3\frac{1}{4}$ x $3\frac{1}{4}$ in.
				3-c	

LOCATION
REFERENCES

[Remember MM 3/7/75]

Photograph slide provided by Dr. O. L. Lloyd, Path. Dept. U. of B.

3 Bronze finger ring. Broken. Very fragile

UNIVERSITY OF BRISTOL SPELAEOLOGICAL SOCIETY
MUSEUM CATALOGUE

No. M31.8
2

NEGATIVES			PHOTOGRAPHS	LANTERN SLIDES	
35mm	Up to 1/4 pl.	1/2 and 1/1 pl.		2 x 2in.	3 1/4 x 3 1/4 in.
				2 - C	

LOCATION
REFERENCES

[Renumber 111 3/7/75]

Slide provided by Dr. O. C. Lloyd, Path. Dept. U. of B.

2 Bronze bracelet with overlapping ends. Decorated



UNIVERSITY OF BRISTOL SPELAEOLOGICAL SOCIETY
MUSEUM CATALOGUE

No. M31.8
1, 2

NEGATIVES			PHOTOGRAPHS	LANTERN SLIDES	
35mm	Up to 1/4 pl.	1/2 and 1/1 pl.		2 x 2in.	3 1/4 x 3 1/4 in.
	see <u>M31.5</u> 1				
LOCATION					
REFERENCES					
1/4 2					

- 1 Iron objects from "Wooley Hole" Pl. 20 A.
2 Iron objects from "Wooley Hole" Pl. 17

Moore's Modern Methods Ltd., London, E.C.4



To repeat order state *Feine*, Size 5" x 8"

UNIVERSITY OF BRISTOL SPELAEOLOGICAL SOCIETY
MUSEUM CATALOGUE

No. M31.8
3

NEGATIVES			PHOTOGRAPHS	LANTERN SLIDES	
35mm	Up to ¼ pl.	½ and 1/1 pl.		2 x 2in.	3¼ x 3¼in.

LOCATION August 1974. Excavations in W.H.4. Layer ②
REFERENCES

3 sundry iron nails and parts of - not catalogued separately

Moore's Modern Methods Ltd., London, E.C.4



To repeat order state Feint, Size 5" x 8"



To repeat order state Feint, Size 5" x 8"

UNIVERSITY OF BRISTOL SPELAEOLOGICAL SOCIETY
MUSEUM CATALOGUE

M31.8

No. 4

NEGATIVES			PHOTOGRAPHS	LANTERN SLIDES	
35mm	Up to 1/4 pl.	1/2 and 1/1 pl.		2 x 2in.	3 1/4 x 3 1/4in.
LOCATION	9/8/74	②	△ 83.	□ B
REFERENCES	WH 4				H

~~9/8/74~~ 4

4 Bronze ring in 3 pieces not treated.
- in situ round M31.13/21.



To repeat order state Feint, Size 5" x 8"

 UNIVERSITY OF BRISTOL SPELAEOLOGICAL SOCIETY
 MUSEUM CATALOGUE

 M31.8
 No. ~~M38.8~~
 5

NEGATIVES			PHOTOGRAPHS	LANTERN SLIDES	
35mm	Up to ¼ pl.	½ and 1/1 pl.		2 x 2in.	3¼ x 3¼in.
LOCATION 9/8/74 4 (1) (82) (B) Leg. p. 17 (5)					
REFERENCES At base of (1)					

5 Small roughly spherical lead object - 9 mm diam.
 Probably from a shot gun used when stalactites
 were shot down. - unlikely to have been brought
 down by river.

UNIVERSITY OF BRISTOL SPELAEOLOGICAL SOCIETY
MUSEUM CATALOGUE

No. M31.7

34-41

35mm	NEGATIVES		PHOTOGRAPHS	LANTERN SLIDES		
	Up to 1/4 pl.	1/2 and 1/1 pl.		2 x 2in.	3 1/2 x 3 1/2 in.	
LOCATION	Aug. 1975	4	① 900 area	G	12.75, 9.85	(34)
REFERENCES		4	① 901 "	G	12.38, 09.86	(35)
		4	② 1236 "	K		(36)
		4	② 1237 "	K		(37)
		4	② 1238 "	K		(38)
		4	② 1266 "	K		(39)
		4	② 1442 "	M		(40)
		4	② 1447 "	M		(41)

34-41 Clay pipe stems. Parts of

34-35 base of ①

36-41 top of ②



To repeat order state Feint, Size: 5" x 8"

UNIVERSITY OF BRISTOL SPELAEOLOGICAL SOCIETY
MUSEUM CATALOGUE

No. M31.7
42-44

NEGATIVES			PHOTOGRAPHS	LANTERN SLIDES	
35mm	Up to $\frac{1}{4}$ pl.	$\frac{1}{2}$ and 1/1 pl.		2 x 2in.	$3\frac{1}{4}$ x $3\frac{1}{4}$ in.

LOCATION Aug. 1975 4 (2) 1239 area K

REFERENCES

3 irregular modules of clay which appear to have been moulded by man. They unbaked. All three close to rouleaus of coins.
No other similar objects found in rest of excavation.

To repeat order state **Feint**, Size, 5" x 8"


UNIVERSITY OF BRISTOL SPELAEOLOGICAL SOCIETY
MUSEUM CATALOGUE

No. M 31.8
6

NEGATIVES			PHOTOGRAPHS	LANTERN SLIDES	
35mm	Up to $\frac{1}{4}$ pl.	$\frac{1}{2}$ and 1/1 pl.		2 x 2in.	$3\frac{1}{4}$ x $3\frac{1}{4}$ in.

LOCATION Aug. 1975 4 (2)

REFERENCES

6 Collection of Iron studs, of most of them probably from sandals. Location:--all over area of excavation. Some in groups. The general form is:--
section. Shape suggest use with leather not wood or metal.  in

6.1 Area K 1739A Iron rivet ? attached to lead object



UNIVERSITY OF BRISTOL SPELAEOLOGICAL SOCIETY
MUSEUM CATALOGUE

No. M 31.8
7

NEGATIVES			PHOTOGRAPHS	LANTERN SLIDES	
35mm	Up to $\frac{1}{4}$ pl.	$\frac{1}{2}$ and 1/1 pl.		2 x 2in.	$3\frac{1}{4}$ x $3\frac{1}{4}$ in.

LOCATION *Aug. 9th 1975 4 (2) 1317 area L*

REFERENCES

7 Bronze pin. Probably Victorian

UNIVERSITY OF BRISTOL SPELAEOLOGICAL SOCIETY
MUSEUM CATALOGUE

No. M 31.9

1

NEGATIVES			PHOTOGRAPHS	LANTERN SLIDES	
35mm	Up to ¼ pl.	½ and 1/1 pl.		2 x 2in.	3¼ x 3¼in.

LOCATION 7/8/74 @ 10/8/74 4 (2) 14 A Log p. 9
REFERENCES 214 C " " 21

During excavations areas of green, soft, clayish were found.
Thought perhaps to be completely decayed bronze objects

1 samples from 14 and 214



UNIVERSITY OF BRISTOL SPELAEOLOGICAL SOCIETY
MUSEUM CATALOGUE

No. M31.11/S-8

NEGATIVES			PHOTOGRAPHS	LANTERN SLIDES		
35mm	Up to 1/4 pl.	1/2 and 1/1 pl.		2 x 2in.	3 1/4 x 3 1/2 in.	
LOCATION	10.8.74	4	(2)	(212)	Sub area C - joined to (242)	Leg. 1.21 (5)
REFERENCES	"	4	(2)	(217)	"	" 1.21 (6)
	"	4	(2)	(219)	"	" 1.21 (7)
	"	4	(2)	(223)	"	" 1.23 (8)

- (5) Temporal - repaired. Includes articular fossa and part of squamous suture.
- (6) Occipital - left side including suture & small piece parietal. very small piece
- (7) Supra orbital margin - medial part of right side. Superior orbital fossa. fairly sharp margin which may indicate ♀
- (8) Parietal - small piece



To repeat order state **Feint**, Size 5" x 8"

UNIVERSITY OF BRISTOL SPELAEOLOGICAL SOCIETY
MUSEUM CATALOGUE

No. M31.11/9-12

35mm	NEGATIVES		PHOTOGRAPHS	LANTERN SLIDES			
	Up to 1/4 pl.	1/2 and 1/1 pl.		2 x 2in.	3 1/4 x 3 1/4in.		
LOCATION	10.8.74	4	(2)	234 Subarea C			
REFERENCES	"	4	(2)	251	C	Log. / 23	(9)
	"	4	(2)	252	C	" " 23	(10)
	"	4	(2)	404 Subarea D	D	" " 23	(11)
						" " 25	(12)

- (9) Piece of mandible. Left C PM₁, PM₂ + M₁ present. Sockets of left I₂ + Right I₂ + C present. Both I₁ missing ante mortem. Small sinus below I₁ right. Marked alveolar resorption - margins show signs infection. Calculus present. Attention makes age 25-35.
- (10) Superior orbital margin - Right. Margin rounded. ?
- (11) Parietal - small piece with part of lambdoid suture
- (12) Zygoma - right.



To repeat order state Feint, Size 5" x 8"

UNIVERSITY OF BRISTOL SPELAEOLOGICAL SOCIETY
MUSEUM CATALOGUE

No. M31.11/13-14

NEGATIVES				PHOTOGRAPHS	LANTERN SLIDES	
35mm	Up to 1/4 pl.	1/2 and 1/1 pl.	2 x 2in.		3 1/2 x 3 1/2in.	
LOCATION	10.8.74	4	②			
REFERENCES	"	4	②	(A17) [D]		Log. p. 27 (13)
				(A19) [D]		" p. 27 (14)

(13) Sphenoid? small piece orbital part.

(14) Mandible -



To repeat order state Feilitt, Size 5" x 8"

UNIVERSITY OF BRISTOL SPELAEOLOGICAL SOCIETY MUSEUM CATALOGUE

No. M 31.11/15-16

35mm	NEGATIVES		PHOTOGRAPHS	LANTERN SLIDES	
	Up to 1/4 pl.	1/2 and 1/1 pl.		2 x 2in.	3 1/4 x 3 1/4in.
LOCATION					
REFERENCES	10.8.74	4 (2)	(507) Sub area E	Log. p. 27	(15)
		4 (2)	(509) Sub area G	" p. 29	(16)

- 15) Part of maxilla - bone fragmented and not repaired.
I₂, C, PM₁, & PM₂ present. Some calculus formation.
Over age 15 probably at least 17.
- 16) Part of left side of mandible - & head of right side.
Teeth present are C, PM, PM₂, M₁, M₂, & M₃ unerupted.
Calcification of root of M₂ not quite complete - Age 14/15.
- Also Molar 1 upper.



To repeat order state Feint, Size 5" x 8"

UNIVERSITY OF BRISTOL SPELAEOLOGICAL SOCIETY
MUSEUM CATALOGUE

No. M31.11/17-20

35mm	NEGATIVES			PHOTOGRAPHS	LANTERN SLIDES	
	Up to 1/4 pl.	1/2 and 1/1 pl.			2 x 2in.	3 1/2 x 3 1/2in.
LOCATION	10.8.74	4	(2)	(S12)	E	
REFERENCES	11.8.74	4	(2)	(S15)	E	Log. 1.29 (17)
	"	4	(2)	(S28)	E	" 1.29 (18)
	"	4	(2)	(809)	F	" 1.29 (19)
						" 1.33 (20)

(17) Parietal - two small pieces

(18) Mandible, head.

(19) Occipital - small piece including opisthion.

(20) Maxilla - small portion with M3 - attrition gives age approx. 25-30.



To repeat order state Feint, Size 5" x 8"

UNIVERSITY OF BRISTOL SPELAEOLOGICAL SOCIETY
MUSEUM CATALOGUE

No. M31.12/1-64

NEGATIVES			PHOTOGRAPHS	LANTERN SLIDES	
35mm	Up to 1/4 pl.	1/2 and 1/1 pl.		2 x 2in.	3 1/4 x 3 1/4in.

LOCATION	REFERENCES	4	(2)	(15)	No subarea	Leg. p. 9	(1)
	7.8.74	4	(2)	(603)	Subarea (B)	" p. 31	(2)
	9.8.74	4	(2)	(16)	No subarea	Leg. p. 9	(3)
	7.8.74	4	(2)	(17)	"	" " 9	(4)

- (1) Molar, lower 3rd. Right. Calcification not quite complete, indicating an approx age of 20.
- (2) Molar lower 3rd left. ~~Atta.~~ Calcification same as (1) and age the same. Probably from same individual
- (3) Incisor, Upper 1st. Left. Deciduous. Calcification indicates age of about 6 months
- (4) Incisor, Upper 1st Left. Rather worn with probable age over 20.



To repeat order state Feint, Size 5' x 8'

UNIVERSITY OF BRISTOL SPELAEOLOGICAL SOCIETY MUSEUM CATALOGUE

No. M31.12/5-7

NEGATIVES			PHOTOGRAPHS	LANTERN SLIDES	
35mm	Up to 1/4 pl.	1/2 and 1/1 pl.		2 x 2in.	3 1/4 x 3 1/2 in.

LOCATION

REFERENCES

7.8.74

8.8.74

4

4

4

②

②

②

18

21

22

No sub area Log. p. 9 (5)
 " " " 9 (6)
 " " " 11 (7)

- (5) Premolar, upper 2nd left. On worn. Under 20 years old.
- (6) Molar, lower 1st. left. Deciduous. Age 7/8.
- (7) Molar - lower 3rd left. Age approx 22.



To repeat order state Feint, Size 5" x 8"

UNIVERSITY OF BRISTOL SPELAEOLOGICAL SOCIETY MUSEUM CATALOGUE

No. M31.12/8-10

NEGATIVES			PHOTOGRAPHS		LANTERN SLIDES	
35mm	Up to 1/4 pl.	1/2 and 1/1 pl.			2 x 2in.	3 1/2 x 3 1/2 in.
LOCATION	8-8-74	4	②	28		
REFERENCES	8-8-74	4	②	29		Log. p. 11 (8)
	9-8-74	4	②	45	Subarea [A]	Log. p. 11 (9)
						Log. p. 13 (10)

- 8) Canine Right upper. Marked Enamel hypoplasia (8)
- 9) Incisor, 1st upper left. Marked Enamel hypoplasia (9)
- 10) Incisor 1st upper Right " (10)

(9) & (10) from same individual. (8) Almost certainly same as (9) & (10)



To repeat order state Feint, Size 5" x 8"

UNIVERSITY OF BRISTOL SPELAEOLOGICAL SOCIETY MUSEUM CATALOGUE

No. M31.12/11-14

NEGATIVES			PHOTOGRAPHS	LANTERN SLIDES	
35mm	Up to 1/4 pl.	1/2 and 1/1 pl.		2 x 2in.	3 1/2 x 3 1/2 in.

LOCATION	8.8.74	4	(2)	(40)	[A] subarea	Log. p. 13	(11)
REFERENCES	9.8.74	4	(2)	(46)	"	" p. 13	(12)
	"	4	(2)	(76)	[B] "	" p. 15	(13)
	10.8.74	4	(2)	(87)	"	" p. 17	(14)

- (11) Molar, lower 1st Right. Attrition indicates age in range 17-25
- (12) Canine - upper right. Tip of root still uncalcified indicating approx. age 14
- (13) Incisor - lower 2nd right. Unworn - approx age under 25
- (14) Molar lower 2nd left. Some calculus present. Tip of root not yet calcified. Approx age 14.
? Same individual as (12)?



To repeat order state Feint, Size 5" x 8"

UNIVERSITY OF BRISTOL SPELAEOLOGICAL SOCIETY MUSEUM CATALOGUE

No. MSI.12/15-18

NEGATIVES			PHOTOGRAPHS		LANTERN SLIDES	
35mm	Up to 1/4 pl.	1/2 and 1/1 pl.			2 x 2in.	3 1/4 x 3 1/4 in.
LOCATION						
REFERENCES	10.8.74	4	(2)	(602)	(B)	Sub area Log. p. 31 (15)
	"	4	(2)	(103)	(A1)	" " " p. 19 (16)
	"	4	(2)	(204)	(C)	" " " p. 21 (17)
	"	4	(2)	(207)	"	" " " p. 21 (18)

- 15) Premolar lower 2nd right. worn Age over 20
- 16) Molar upper 3rd left. Roots broken. Attrition gives approx age btion. 17-25
- 17) Incisor lower 2nd right. Some calculus present
- 18) Incisor lower 1st right.



To repeat order state Feint, Size 5" x 8"

UNIVERSITY OF BRISTOL SPELAEOLOGICAL SOCIETY MUSEUM CATALOGUE

No. M31.12/19-22

35mm	NEGATIVES		PHOTOGRAPHS	LANTERN SLIDES	
	Up to 1/4 pl.	1/2 and 1/1 pl.		2 x 2in.	3 1/4 x 3 1/2 in.
LOCATION					
REFERENCES					

LOCATION

10.8.74

REFERENCES

"

"

"

4
4
4
4②
②
②
②208
211
215
231

Subarea C

Log. / 21 (19)
" / 21 (20)
" / 21 (21)
" / 23 (22)

- 19) Premolar upper 1st right. Calcification unfinished.
Age approx. 13
- 20) Molar lower 2nd right. Attrition 2++ (Brettwell)
Gives age approx 25+
- 21) Premolar upper 1st left. Root bifurcates at tip
Unworn. Under 20
- 22) Molar lower 3rd left. Large amount of calculus
Age approx 25



To repeat order state Feint, Size 5' x 8"

UNIVERSITY OF BRISTOL SPELAEOLOGICAL SOCIETY
MUSEUM CATALOGUE

No. M31.12 / 23-26

35mm	NEGATIVES		PHOTOGRAPHS	LANTERN SLIDES	
	Up to 1/4 pl.	1/2 and 1/1 pl.		2 x 2in.	3 1/4 x 3 1/2 in.

LOCATION

REFERENCES

10.8.74
"
"
"

4
4
4
4

(2)
(2)
(2)
(2)

(253)
(256)
(411)
(419)?

Sub area [C]
"
Sub area [D]
"

10.25 (23)
" 10.25 (24)
" 10.25 (25)
" 10.27 (26)

- (23) Molar lower 3rd right. Attrition 2 [Brettwell] age likely to be between 17-25
- (24) Molar lower 1st right. Age approx 25+. Likely to belong to jaw (234) - colour and attrition + calculus match.
- (25) Incisor upper 1st left. Wear consistent with it being from same individual as jaw (419)
- (26) Incisor upper 2nd left - no wear. Shovel shaped. very slight enamel hypoplasia

Moore's Modern Methods Ltd., London, E.C.4



To repeat order state Feint, Size 5" x 8"

UNIVERSITY OF BRISTOL SPELAEOLOGICAL SOCIETY MUSEUM CATALOGUE

No. M31-12/26

NEGATIVES			PHOTOGRAPHS	LANTERN SLIDES	
35mm	Up to ¼ pl.	½ and 1/1 pl.		2 x 2in.	3¼ x 3¼in.
LOCATION <u>A 419 but 419 is also lower jaw M31-11/14</u>					
REFERENCES					

UNIVERSITY OF BRISTOL SPELAEOLOGICAL SOCIETY
MUSEUM CATALOGUE

No. M31.12/27-30

NEGATIVES			PHOTOGRAPHS	LANTERN SLIDES	
35mm	Up to 1/4 pl.	1/2 and 1/1 pl.		2 x 2in.	3 1/2 x 3 1/2 in.

LOCATION	REFERENCES						
	A. 8. 74	4	(2)	(500)	[E]	Sub area	Log. p. 27 (27)
	"	4	(2)	? (509)	[E]	"	" p. 29 (28)
	"	4	(2)	(514)	[E]	"	" p. 29 (29)
	11. 8. 74	4	(2)	(806)	[E]	"	" p. 31 (30)

- (27) Molar upper 3rd left. Approx age 25.
Medium cavity Caries mesial surface.
- (28) Molar lower 2nd ? left. Age 11/12 approx. Not yet erupted.
- (29) Incisor upper 2nd right
- (30) Incisor upper 2nd right. Fair amount of wearage
over 20.



To repeat order state Feint, Size 5" x 8"

 UNIVERSITY OF BRISTOL SPELAEOLOGICAL SOCIETY
 MUSEUM CATALOGUE
No. M31.13/1-4

NEGATIVES			PHOTOGRAPHS	LANTERN SLIDES	
35mm	Up to $\frac{1}{4}$ pl.	$\frac{1}{2}$ and $1/1$ pl.		2 x 2in.	$3\frac{1}{2}$ x $3\frac{1}{4}$ in.

LOCATION

9.8.74

4

(2)

(47)

Sub area 18

REFERENCES

(2)

(55)

"

[Log. p. 15 - uncorrected text
+ local negs]

Zog. p. 13

(1)

(2)

(66)

"

Zog. p. 15

(3)

(2)

(70)

"

" p. 15

(4)

- 1) Mid-phalanx hand II Right Adult
- 2) Head proximal phalanx hand IV left
- 3) Metacarpal V Right
- 4) Proximal phalanx II left Adult

To repeat order state **Print, Size 5" x 8"**

UNIVERSITY OF BRISTOL SPELAEOLOGICAL SOCIETY MUSEUM CATALOGUE

No. M31.13 | 5-8

NEGATIVES			PHOTOGRAPHS	LANTERN SLIDES	
35mm	Up to 1/4 pl.	1/2 and 1/1 pl.		2 x 2in.	3 1/4 x 3 1/4 in.

LOCATION

REFERENCES

9.8.74

4

②

71

B

Sub area

Leg. f. 15

(5)

4

②

73

B

"

" " 15

(6)

4

②

78

B

"

" " 17

(7)

4

②

79

B

"

" " 17

(8)

(5) Proximal phalanx II Right. Adult(6) Proximal phalanx IV left Adult(7) Metacarpal II Right - (in 2 pieces)(8) Proximal phalanx III right. Adult.



To repeat order state Feint, Size 5" x 8"

 UNIVERSITY OF BRISTOL SPELAEOLOGICAL SOCIETY
 MUSEUM CATALOGUE
No. M31-13/9-10

NEGATIVES			PHOTOGRAPHS	LANTERN SLIDES	
35mm	Up to $\frac{1}{4}$ pl.	$\frac{1}{2}$ and 1/1 pl.		2 x 2in.	$3\frac{1}{2} \times 3\frac{1}{2}$ in.
LOCATION					
REFERENCES	9.8.74	4	(2) <u>84</u> Sub area [B]	Log. p. 17	(9)
	10.8.74	4	(2) <u>89</u> " . found lying palm upwards	Log. p. 17	(10)
	"	4	(2) <u>216</u> Sub area [C]	Log. p. 21	(11)

(9) Triquetral left. - bronze stained.

(10) Metacarpals $\overline{\text{IV}}$ + $\overline{\text{V}}$
 Proximal phalanges $\overline{\text{III}}$ + $\overline{\text{IV}}$
 Mid. phalanx $\overline{\text{III}}$ } left hand. Adult? ♀

(11) Terminal phalanx $\overline{\text{V}}$? young juvenile. Bronze stained.



To repeat order state Feint, Size 5" x 8"

 UNIVERSITY OF BRISTOL SPELAEOLOGICAL SOCIETY
 MUSEUM CATALOGUE

No. M31.13/12-15

35mm	NEGATIVES		PHOTOGRAPHS	LANTERN SLIDES	
	Up to 1/4 pl.	1/2 and 1/1 pl.		2 x 2in.	3 1/4 x 3 1/2 in.
LOCATION 10.8.74	4	②	220	Log. p. 21	(12)
REFERENCES	4	②	227	" p. 23	(13)
	4	②	241	" p. 23	(14)
	4	②	249	" p. 23	(15)

- (12) Proximal phalanx IV left ? ♀
- (13) Proximal phalanx V left juvenile. Bronze stain from ring.
- (14) Scaphoid right
- (15) Metacarpal III Right. proximal 1/2.



To repeat order state **F** **fit**, 'Size 5' x 8"

UNIVERSITY OF BRISTOL SPELAEOLOGICAL SOCIETY
MUSEUM CATALOGUE

No. 1931.13/16-19

NEGATIVES			PHOTOGRAPHS	LANTERN SLIDES			
35mm	Up to 1/4 pl.	1/2 and 1/1 pl.		2 x 2in.	3 1/4 x 3 1/4 in.		
LOCATION	10.8.74	4	(2) 400	Subarea	D	Leq. f. 25	(16)
REFERENCES		4	(2) 405	"	D	" f. 25	(17)
		4	(2) 409	"	D	" f. 25	(18)
		4	(2) 504	"	D	" f. 27	(19)

- (16) Metacarpal II Right ♀
- (17) Distal phalanx II or III Left.
- (18) Proximal phalanx I. Left ♀
- (19) Mid-phalanx IV? Right.



To repeat order state Feinitt, Size 5" x 8"

 UNIVERSITY OF BRISTOL SPELAEOLOGICAL SOCIETY
 MUSEUM CATALOGUE

No. M31.13/20-22

NEGATIVES			PHOTOGRAPHS		LANTERN SLIDES		
35mm	Up to 1/4 pl.	1/2 and 1/1 pl.			2 x 2in.	3 1/4 x 3 1/2 in.	
LOCATION	10.8.74	4	②	506	Sub area [E]	Log. p. 27	(20)
REFERENCES	9.8.74	4	②	83	Sub area [B]	" p. 17	(21)
	10.8.74	4	②	90	"	" p. 19	(22)

- 20) Mid-phalanx II or III? left. Juvenile.
- 21) Proximal phalanx III Right. ♀. Bronze stain from
Finger ring ~~(10.8.74)~~.
- 22) Proximal phalanx I left. Adult.
Distal phalanx I left.
- 2 Distal phalanges III & IV?
hand. Some degree of osteophytosis present.
- All probably from same



To repeat order state Feint, Size 3" x 8"

UNIVERSITY OF BRISTOL SPELAEOLOGICAL SOCIETY
MUSEUM CATALOGUE

No. M31.13/23-25

NEGATIVES			PHOTOGRAPHS	LANTERN SLIDES	
35mm	Up to $\frac{1}{4}$ pl.	$\frac{1}{2}$ and $1/1$ pl.		2 x 2in.	$3\frac{1}{4}$ x $3\frac{1}{2}$ in.
LOCATION	11.8.74	4	(2) 808 Subarea	[F]	Log. p. 33 (23)
REFERENCES		4	(2) 809 "	[F]	Log. p. 33 (24)
		4	(2) 810 "	[F]	Log. p. 33 (25)

23) Mid-phalanx \bar{V} left. ? ♀ Adult

24) 3 proximal phalanges \bar{III} \bar{IV} \bar{V} left } same individual.
 3 mid-phalanges. \bar{II} \bar{IV} \bar{V} left. } Juvenile.

~~Blue~~ Green stain from ring-

25) Proximal phalanx \bar{III} left? Adult.
 Prox. $\frac{1}{2}$ only.

To repeat order state **Feint**, Size 5" x 8"

UNIVERSITY OF BRISTOL SPELAEOLOGICAL SOCIETY MUSEUM CATALOGUE

No. M31.13/26-29

NEGATIVES			PHOTOGRAPHS	LANTERN SLIDES	
35mm	Up to 1/4 pl.	1/2 and 1/1 pl.		2 x 2in.	3 1/4 x 3 1/4 in.

LOCATION

REFERENCES

8.8.74

4

②

23

No subarea

Log. p. 11

(26)

9.8.74

4

②

51

Subarea 1B

Log. p. 13

(27)

10.8.74

4

②

88

" 1B

Log. p. 17

(28)

"

4

②

106

Subarea 1B

below B, Log. p. 19

(29)

26) Fragment Radius shaft. 8cm long. Right?

27) Radius shaft - fragment. 5.2 cm long.

28) Radius - head and tuberosity. Right. Small osteophyte on tuberosity.

29) Radius - 2 fragments. 3.5 cm distal part of shaft
4.5 cm prox. part of shaft below tuberosity.



To repeat order state Feint, Size 5" x 8"

UNIVERSITY OF BRISTOL SPELAEOLOGICAL SOCIETY MUSEUM CATALOGUE

No. M.31.13/30-33

35mm	NEGATIVES		PHOTOGRAPHS	LANTERN SLIDES			
	Up to 1/4 pl.	1/2 and 1/1 pl.		2 x 2in.	3 1/4 x 3 1/4 in.		
LOCATION	10.8.74	4	(2)	206	Subarea 1C	Leg. p. 21	(30)
REFERENCES		4	(2)	224	"	" p. 23	(31)
		4	(2)	225	"	Leg. p. 23	(32)
		4	(2)	230	"	Leg. p. 23	(33)

- 30) Fragment. rather worn ulnar? or radius?
- 31) Radius. 6.5 cm shaft including tuberosity. Right.
- 32) Ulnar. 2 fragments of shaft. i) 5cm long about 5cm from prox end.
ii) 7.5cm long mid shaft. (Joined to (35))
- 33) Ulnar. Distal 11.5cm shaft. Styloid process missing. Very slight bronze stain. left. Adult.



To repeat order state Feint, Size 5" x 8"

UNIVERSITY OF BRISTOL SPELAEOLOGICAL SOCIETY MUSEUM CATALOGUE

No. M 31.13/34-37

35mm	NEGATIVES		PHOTOGRAPHS	LANTERN SLIDES				
	Up to 1/4 pl.	1/2 and 1/1 pl.		2 x 2in.	3 1/4 x 3 1/2 in.			
LOCATION	10.8.74	4	(2)	(232)	Sub area	C	Log. p. 23	(34)
REFERENCES	"	4	(2)	(240)	"	C	" p. 23	(35)
	"	4	(2)	(501)	Sub area	E	" p. 29	(36)
	11.8.74	4	(2)	(518)	"	E	" " 29	(37)

34) Ulnar. Fragment of shaft. 9.5cm. Right

35) Ulnar. Upper 12.5 cm shaft and articular surfaces. Right
[Joined to (32)]
Adult

36) Ulnar - fragment 4cm long.

37) Humerus - mid shaft fragment 11cm. Rather slight
Possibly ♀ and/or juvenile.



To repeat order state Feint, Size 5" x 8"

UNIVERSITY OF BRISTOL SPELAEOLOGICAL SOCIETY MUSEUM CATALOGUE

No. M31-13/38-39

NEGATIVES			PHOTOGRAPHS	LANTERN SLIDES	
35mm	Up to $\frac{1}{4}$ pl.	$\frac{1}{2}$ and $1/1$ pl.		2 x 2in.	$3\frac{1}{4} \times 3\frac{1}{2}$ in.
LOCATION	11.8.74	4	(2)	(521)	Sub area [E] is (38)
REFERENCES		$\frac{4}{4}$	(2)	(308)	Sub area [F] Log. p. 33 (39)

38) Ulnar - whole bone except for distal end. Left. Proximal epiphysis unjoined. Age under 17.
 Radius - head & part of shaft (separate) left. Epiphysis undfused. Under 18. Bronze staining on both bones from Bracelet (522)

39) Radius - piece of shaft. 3cm long.

To repeat order state **Feint**, Size 5" x 8"

UNIVERSITY OF BRISTOL SPELAEOLOGICAL SOCIETY
MUSEUM CATALOGUE

No. M31.13/40-43

NEGATIVES			PHOTOGRAPHS		LANTERN SLIDES		
35mm	Up to 1/4 pl.	1/2 and 1/1 pl.			2 x 2in.	3 1/2 x 3 1/2 in.	
LOCATION	9.8.74	4	(2)	(64)	(B)		
REFERENCES	10.8.74	4	(2)	(205)	(C)		(40)
	"	4	(2)	(410)	(D)		(41)
	11.8.74	4	(2)	(810)	(F)		(42)
							(43)

(40) Clavicular fragment. ? Left

(41) Clavicle - partly restored - 2 pieces. Epiphysis not joined indicating age less than 18. Size indicates child approximately 6 years old.

(42) Left clavicle. Adult. 126mm. ∴ probably ♀

(43) Scapula - Part of glenoid Right. partially restored
Adult-



To repeat order state Feint, Size 5" x 8"

UNIVERSITY OF BRISTOL SPELAEOLOGICAL SOCIETY MUSEUM CATALOGUE

No. M31.14/1-4

NEGATIVES			PHOTOGRAPHS	LANTERN SLIDES	
35mm	Up to 1/4 pl.	1/2 and 1/1 pl.		2 x 2in.	3 1/2 x 3 1/2 in.

LOCATION	6.8.74.	(2)	△3	Leg. p. 5	(1)
REFERENCES		(2)	△30	Leg. p. 5	(2)
	4th Chamber.	(2)	△5	Leg. p. 5	(3)
	9.8.74	(2)	△52	Leg. p. 15	(4)

- 1) Left metatarsal I. Adult
- 2) Left navicular. Part only
- 3) Left talus
- 4) Proximal phalanx. ? left III or IV Adult



To repeat order state Feilitt, Size 5" x 3"

**UNIVERSITY OF BRISTOL SPELAEOLOGICAL SOCIETY
MUSEUM CATALOGUE**

No. M3114/5-8

NEGATIVES			PHOTOGRAPHS	LANTERN SLIDES	
35mm	Up to $\frac{1}{4}$ pl.	$\frac{1}{2}$ and $1/1$ pl.		2 x 2in.	$3\frac{1}{4}$ x $3\frac{1}{2}$ in.

LOCATION	9.8.74	4th Chamber	54	Sub Area	13	} Leg p. 15	(5) (6) (7) (8)
REFERENCES	"	"	2	56	"		
	"	"	2	62	"		
	"	"	2	65	"		

- 5) Metatarsal III Left.
- 6) Metatarsal III? Right.
- 7) Metatarsal - Head only. left III or IV
- 8) Metatarsal IV Right.



To repeat order state Feint, Size 35" x 38"

 UNIVERSITY OF BRISTOL SPELAEOLOGICAL SOCIETY
 MUSEUM CATALOGUE

No. M31.14/10-12

NEGATIVES			PHOTOGRAPHS	LANTERN SLIDES	
35mm	Up to 1/4 pl.	1/2 and 1/1 pl.		2 x 2in.	3 1/4 x 3 1/4 in.

LOCATION

REFERENCES

9. 8. 74. 4th Chamber ~~(1)~~Sub Area B② ~~(1)~~ 73② ~~(1)~~ 84② ~~(1)~~ 85

1

"

"

4 cm below main bones

Leg. p. 15

" p. 17

" p. 17

~~(1)~~

(10)

(11)

(12)

10) Metatarsal IV left.11) Metatarsal III left. Juvenile.12) Proximal phalanx foot. V? Adult but slight. ?♀



To repeat order state Feint, Size 5" x 8"

UNIVERSITY OF BRISTOL SPELAEOLOGICAL SOCIETY MUSEUM CATALOGUE

No. M31.14/13-16

NEGATIVES			PHOTOGRAPHS	LANTERN SLIDES	
35mm	Up to 1/4 pl.	1/2 and 1/1 pl.		2 x 2in.	3 1/4 x 3 1/4 in.

LOCATION	10.8.74 4th Chamber (2) 90			No sub area	Log. p. 19	
REFERENCES	(2) 237		Sub area C	" p. 23		(13)
	(2) 238		"	" p. 23		(14)
	(2) 239		"	" p. 23		(15)
				" p. 23		(16)

13) Proximal phalanx IV or V. Juvenile

14) Phalanx I. left great toe. Adult

15) Talus. Right.

16) Medial cuneiform Right.



To repeat order state Feinrt, Size 5" x 8"

UNIVERSITY OF BRISTOL SPELAEOLOGICAL SOCIETY MUSEUM CATALOGUE

No. PM 31.14/17-20

35mm	NEGATIVES		PHOTOGRAPHS		LANTERN SLIDES		
	Up to $\frac{1}{4}$ pl.	$\frac{1}{2}$ and 1/1 pl.			2 x 2in.	$3\frac{1}{4}$ x $3\frac{1}{4}$ in.	
LOCATION	10.8.74	4	②	407	Sub area D	Log. p. 25	(17)
REFERENCES	11.8.74	4	②	528	E	" p. 29	(18)
	"	4	②	601	B	" p. 31	(19)
	9.8.74	4	②	57	B	" p. 15	(20)

(17) Talus - right. Rather small ?♀

(18) Calcaneum - right $\frac{1}{2}$ missing. Adult - Rather small

(19) Talus right. ?♀

(20) Cuboid fragment?



To repeat order state Feint, Size 3" x 8"

UNIVERSITY OF BRISTOL SPELAEOLOGICAL SOCIETY
MUSEUM CATALOGUE

No. M3114/21-24

NEGATIVES		PHOTOGRAPHS		LANTERN SLIDES	
35mm	Up to $\frac{1}{4}$ pl.	$\frac{1}{2}$ and $1/1$ pl.		2 x 2in.	$3\frac{1}{4}$ x $3\frac{1}{4}$ in.
LOCATION					
REFERENCES	3/8/74	4	(2) (27)	No subarea	Log. p. 11 (21)
	"	4	(2) (29)	"	" p. 11 (22)
	9/8/74	4	(2) (53)	Subarea [B]	" p. 15 (23)
	"	4	(2) (61)	"	" p. 15 (24)

- 21) Fibula - lower $\frac{1}{3}$ - Right. Small adult or possibly ♀.
- 22) fibula - small piece of shaft - probably from same bone as (21) above.
- 23) Tibia - Broken portion mid-shaft.
- 24) Fibula - ~~lower~~ ^{Distal} portion. Left. Adult



To repeat order state Feint, Size 5" x 8"

UNIVERSITY OF BRISTOL SPELAEOLOGICAL SOCIETY
MUSEUM CATALOGUE

No. M31.14/25-27

NEGATIVES			PHOTOGRAPHS	LANTERN SLIDES	
35mm	Up to $\frac{1}{4}$ pl.	$\frac{1}{2}$ and 1/1 pl.		2 x 2in.	$3\frac{1}{4}$ x $3\frac{1}{2}$ in.
LOCATION					
REFERENCES	9. 8. 74	4	(2)	(68) Sub area B	69. 15 (25)
	"	4	(2)	(74) "	B 11. 15 (26)
	10. 8. 74	4,	(2)	(86) "	B 11. 17 (27)

- 25) Patella - Right - Small - young and/or ♀
- 26) Femur - part of medial condyle - left - Small - ♀ - Adult
- 27) Fibula - lower end - Right



To repeat order state Feint, Size 5" x 8"

UNIVERSITY OF BRISTOL SPELAEOLOGICAL SOCIETY
MUSEUM CATALOGUE

No. M 31-14/28-30

NEGATIVES			PHOTOGRAPHS	LANTERN SLIDES	
35mm	Up to $\frac{1}{4}$ pl.	$\frac{1}{2}$ and $1/1$ pl.		2 x 2in.	$3\frac{1}{4}$ x $3\frac{1}{2}$ in.

LOCATION

REFERENCES

10. 8. 74

4

②

203Sub area C

log. / .21

(28)

4

②

236" C

" / .23

(29)

4

②

250C

" / .23

(30)

- 28) Tibia - middle $\frac{1}{3}$ shaft. Right young and/or ♀
- 29) Patella - right. Large part upper right quadrant missing A.M.
Probably due to secondary centre of ossification (5% population)
never uniting with rest of bone
- 30) Tibia. ~~Left~~ Part of proximal articular surface. Left.
Adult.



To repeat order state Ferrite, Size 5" x 8"

UNIVERSITY OF BRISTOL SPELAEOLOGICAL SOCIETY
MUSEUM CATALOGUE

No. M31.14/31-34

35mm	NEGATIVES		PHOTOGRAPHS	LANTERN SLIDES		
	Up to $\frac{1}{4}$ pl.	$\frac{1}{2}$ and $1/1$ pl.		2 x 2in.	$3\frac{1}{4}$ x $3\frac{1}{4}$ in.	
LOCATION	11.8.74	4	(2)	(807)	Sub area [F]	Lg. p. 31 (31)
REFERENCES		4	(2)	(808)	[F]	" p. 33 (32)
		4	(2)	(811)	[F]	" p. 33 (33)
31)	Femur - part of shaft	4	(2)	(800)	Sub area [B]	" " 17 (34)
32)	Tibia - part of shaft. Right.					
33)	Femur. Proximal $\frac{1}{2}$ Epiphysis unjoined. Under 20. Left					
34)	Fibula. 11 cm shaft. Fragmented.					



To repeat order state Feint, Size 5" x 8"

UNIVERSITY OF BRISTOL SPELAEOLOGICAL SOCIETY
MUSEUM CATALOGUE

No. M31.15/1-4

NEGATIVES				PHOTOGRAPHS	LANTERN SLIDES	
35mm	Up to 1/4 pl.	1/2 and 1/1 pl.			2 x 2in.	3 1/2 x 3 1/4 in.
LOCATION	6.8.74	4	(2)	△ (2)	No subarea.	Log. f.5 (1)
REFERENCES	8.8.74	4	(2)	△ (30)	"	" f.11 (2)
		4	(2)	△ (30)	"	" f.11 (3)
	9.8.74	4	(2)	△ (55)	Subarea [B]	" f.15 (4)

- (1) Thoracic I. small fragment of body of vertebra.
- (2) Cervical - fragment of body
- (3) Thoracic II or III - body.
- (4) Cervical vertebra.



To repeat order state **Feitric**, Size 5" x 8"

UNIVERSITY OF BRISTOL SPELAEOLOGICAL SOCIETY
MUSEUM CATALOGUE

No. M31.15/5-8

NEGATIVES			PHOTOGRAPHS	LANTERN SLIDES	
35mm	Up to 1/4 pl.	1/2 and 1/1 pl.		2 x 2in.	3 1/2 x 3 1/2 in.

LOCATION	8.8.74	4	(2)	(72)	Sub area	B	Log. f. 15	(5)
REFERENCES	"	4	(2)	(72a)		B	" f. 15	(6)
	10.8.74	4	(2)	(228)		C	" f. 23	(7)
	"	4	(2)	(229)		C	" f. 23	(8)

5) Thoracic IV

6) Thoracic III - probably from same individual as (5)

7) Cervical I atlas vertebra }
8) Cervical I - atlas vertebra } on top of each other



To repeat order state Feint, Size 5" x 8"

UNIVERSITY OF BRISTOL SPELAEOLOGICAL SOCIETY MUSEUM CATALOGUE

No. M3115/9-12

NEGATIVES			PHOTOGRAPHS	LANTERN SLIDES	
35mm	Up to 1/4 pl.	1/2 and 1/1 pl.		2 x 2in.	3 1/4 x 3 1/2 in.

LOCATION

REFERENCES

10. 8. 74 4
 " 4
 " 4
 " 4

(2)
 (2)
 (2)
 (2)

(403)
 (408)
 (412)
 (414)

Sub area D
D
D
D

Log. p. 25 (9)
 " p. 25 (10)
 " p. 25 (11)
 " p. 27 (12)

9) Vertebral body of a child. Approx. age

10) Thoracic XI

11) Thoracic VIII?

12) Thoracic XII



To repeat order state Feint, Size 5" x 8"

**UNIVERSITY OF BRISTOL SPELAEOLOGICAL SOCIETY
MUSEUM CATALOGUE**

No. M37.15/13-14

NEGATIVES			PHOTOGRAPHS	LANTERN SLIDES	
35mm	Up to $\frac{1}{4}$ pl.	$\frac{1}{2}$ and 1/1 pl.		2 x 2in.	$3\frac{1}{4}$ x $3\frac{1}{2}$ in.
LOCATION	10. 8. 74.	4	(2) (415) Sub area	[D]	log. p. 27 (13)
REFERENCES		4	(2) (418) "	[D]	log. p. 27 (14)

13) Thoracic I.

14) Cervical vertebra



To repeat order state Feint, Size 5' x 8"

UNIVERSITY OF BRISTOL SPELAEOLOGICAL SOCIETY
MUSEUM CATALOGUE

No. M31.15/15

NEGATIVES			PHOTOGRAPHS	LANTERN SLIDES	
35mm	Up to $\frac{1}{4}$ pl.	$\frac{1}{2}$ and 1/1 pl.		2 x 2in.	$3\frac{1}{4}$ x $3\frac{1}{2}$ in.

LOCATION

10.8.74

4

②

④13

Sub area

□

p. 25

⑮

REFERENCES

15) 1st rib (repaired) from left side. Growth complete. Adult.



To repeat order state Feint, Size 5" x 8"

UNIVERSITY OF BRISTOL SPELAEOLOGICAL SOCIETY MUSEUM CATALOGUE

No. M31.2 | 1

NEGATIVES			PHOTOGRAPHS	LANTERN SLIDES	
35mm	Up to $\frac{1}{4}$ pl.	$\frac{1}{2}$ and 1/1 pl.		2 x 2in.	$3\frac{1}{2}$ x $3\frac{1}{2}$ in.

LOCATION

REFERENCES

10.8.74.

4

②

/226

C

Leg. 1.23

①

① Unidentified anphian bone