

M 35

HYENA DEN

WOOKEY HOLE

ST 53234792

MUSEUM CATALOGUE



Moore's Modern Methods, Ltd., London.

UNIVERSITY OF BRISTOL SPELAEOLOGICAL SOCIETY
MUSEUM CATALOGUE

No. M 35 ¹

NEGATIVES			PHOTOGRAPHS	LANTERN SLIDES	
35mm	Up to ¼ pl.	½ and 1/1 pl.		2 x 2in.	3¼ x 3¼in.

LOCATION

REFERENCES

All archaeological items handed over to
Wookey Hole Caves Ltd 1974, except soil samples.

Copies of all catalogue sheets also handed to
Wookey Hole Caves Ltd.

Photographic records retained by U.B.S.S.
X-ray records retained by U.B.S.S.

R. H. M. H. M.



UNIVERSITY OF BRISTOL SPELAEOLOGICAL SOCIETY
MUSEUM CATALOGUE

No. M35

NEGATIVES			PHOTOGRAPHS	LANTERN SLIDES	
35mm	Up to 1/4 pl.	1/2 and 1/1 pl.		2 x 2in.	3 1/4 x 3 1/4 in.

LOCATION
REFERENCES

Photographic Negatives. None in UBSS. Cat.

" " Another Point - Wells Museum
see EKT 12-18/1971 (Robin Godwin)

" Prints . Colour prints - D. H. Taylor -
Album M35.0/1, 2, 3, 4
B+W prints - album M35.2/2.0,
2.1, 2.2, M35.6/1

~~X - group of M35.2/2,~~

~~PSO.~~

Moore's Modern Methods Ltd., London, E.C.4



To repeat order state Feint, Size 5" x 8"



To repeat order state Feint, Size 5" x 8"

 UNIVERSITY OF BRISTOL SPELAEOLOGICAL SOCIETY
 MUSEUM CATALOGUE
No. M 35 ³

NEGATIVES			PHOTOGRAPHS	LANTERN SLIDES	
35mm	Up to ¼ pl.	½ and 1/1 pl.		2 x 2in.	3¼ x 3¼in.

LOCATION

REFERENCES

Additional prints of M35.2/2, 2.1, 2.2, M35.6/1, M35 another point in Museum workroom.

X-ray Negs of $\frac{M3.2}{2}$ and $M \frac{35.22}{87}$ } Museum Workroom } M35
 Soil samples. Basal clay samples } Rt. Side.

UNIVERSITY OF BRISTOL SPELAEOLOGICAL SOCIETY
MUSEUM CATALOGUE

No. M 350

NEGATIVES			PHOTOGRAPHS	LANTERN SLIDES	
35mm	Up to ¼ pl.	½ and 1/1 pl.		2 x 2in.	3¼ x 3¼in.

LOCATION

REFERENCES

*The Hyaena Den (Wookey Hole),
Mendip Hills, Somerset*

E. K. Tratman, D. T. Donovan, and J. B. Campbell

Proc. Univ. Bristol Spelaeol. Soc. 1971, 12(3), 245-279

Available as offprint (own cover)

50 p.

Moore's Modern Methods Ltd., London, E.C.4



To repeat order state Feint, Size 5" x 8"

University of Bristol Spelaeological Society.

MUSEUM CATALOGUE.

The Hyena Den Wookey Hole, Somerset. ST 53234792
M 35

This cave is in Dolomitic Conglomerate (Triassic) about 50 metres from the rising of the River Axe from the main cave of Wookey Hole.

It is on the left bank. It consists of a low wide arch with , at present reasonable head room. The roof comes down slightly at the back of the vestibule in the S.E. and it is necessary to bend down. Immediately beyond is an opening through the roof and the cave branches. To the left a branch runs N.E. gradually getting lower and smaller.

It probably has a connection, still choked, with a passage in the Badger Hole Cave above. To the right and approximately south is another passage now largely choked and this passage probably leads back to the valley side. The material in this passgge has not been ,it is thought, disturbed by previous excavators. It is ,1968, intended to excavate this passage.

Moore's Modern Methods, Ltd., London.



To repeat order state 5"x 8" Feint

The cave was discovered accidentally in 185~~0~~² by workmen engaged in digging a canal from the rising of the Axe down the left side of the valley with the object of bringing the water down to the paper works at the mouth of the valley. Between 1859 and 1862 most of the cave contents were dug out under the supervision of Boyd Dawkins, then a young man. His report was published in a paper "Wookey Hole, Hyaena Den" in Proceedings Somerset Archaeological and Natural History Society (Pub. 1863 Vol. XI, 198 -219). An M.S. draft of this paper is in the library of the M.N.R.C. at Wells Museum but it contains no additional information. There is also a catalogue of the finds of animal bones and teeth also in the library but this is of little assistance as most of the material cannot now be traced. Some of it is in the Manchester City Museum.

Boyd Dawkins seems to have left the passage going back to the valley side untouched - thank goodness- . Balch at some time did

some scratching for remains by crawling in, so the story is told, on the left side, (east), of the talus cone from the roof opening but stopped because the material began to collapse on to him. Since then nothing has been done in the cave.

Preliminary work in ~~1966~~ by 1966 by U.B.S.S. (Log Bk. Vol.1, p.3-5) showed that the vestibule had been cleared out by Boyd Dawkins.

Work was begun in Jan. 1968 on the talus cone and passage running back towards the valley face approximately W.S.W.

A survey of the cave was made in June 1966 by Dr. W. I. Stanton and this survey is used as a basis for the excavations. The grid lines of the survey are N-S and E-W. The scale of the original is 1cm : 60 cm. The squares are lettered from ~~E---W-and-numbered--~~ W - E and numbered from S - N. The sides of the squares ~~are or~~ are c. 4.9 m. [It seems that the survey was drawn out at 1 in. : ⁵20ft. and then converted to metric]

The cave, as its name implies, was a hyena den. But it also yielded evidence of the presence of man in the form of flint and bone implements. All the latter seem to have been lost beyond recovery. Boyd Dakins states that the implements came in three different lots, in spite of statements made by him and quoted by Dorothy Garrod at a later date. They comprise two sets found in the vestibule:- one about half way along the east side coming south from the northern end of the vestibule and the second against the south wall of the vestibule. They seem to have come from much the same level and there was at least one hearth. The third set came from further in and from a higher level [? from the talus cone of the roof opening] and there is reference to pieces of stalactite in this material suggesting a roof collapse at a date later than the vestibule occupation.

The implements, such as are traceable (See Prof. Donovan's drawings) appear to belong to two facies :- Mousterian and Solutrean. Only a few

have been traced by Donovan (1966).

*Identification guide
T done by E.K. Trotman*

Catalogue system:-

Topography, photographs	0·0
Human remains	0·1
Human teeth, singly	0·12

Animal remains	0·2
Animal teeth, singly	0·22

Mollusca	0·3
----------	-----

Vegetable matter	0·4
------------------	-----

Stone Artifacts	0·5
-----------------	-----

Bone, Ivory, Horn, Antler	0·6
---------------------------	-----

and Shell Artifacts Pottery and Glass	0·7
--	-----

Metal	0·8
-------	-----

Miscellaneous	-)49 0·9
---------------	----------

Moore's Modern Methods. Ltd., London, E.C.4



TOPOGRAPHY

UNIVERSITY OF BRISTOL SPELAEOLOGICAL SOCIETY
MUSEUM CATALOGUE

No. M35.0
1-4

NEGATIVES		PHOTOGRAPHS		LANTERN SLIDES	
35mm	Up to $\frac{1}{4}$ pl.	$\frac{1}{2}$ and 1/1 pl.		2 x 2in.	$3\frac{1}{4}$ x $3\frac{1}{4}$ in.
			1-4 Colour prints $\frac{1}{2}$ pl		

LOCATION
REFERENCES

- 1 View looking along canal to source of R. Axe from outside Nyacna Den (on right) . Photo H. Taylor Mar. 1967
- 2 Clearing upper section . Early stage
Photo H. Taylor Mar 1967
- 3 The chute for spoil from upper section. Looking east
from vestibule
Photo H. Taylor Mar 1967
- 4 The chute looking up to upper section Photo H. Taylor Mar 1967





To repeat order state Feint, Size 5" x 8"

UNIVERSITY OF BRISTOL SPELAEOLOGICAL SOCIETY
MUSEUM CATALOGUE

No.

NEGATIVES			PHOTOGRAPHS	LANTERN SLIDES	
35mm	Up to $\frac{1}{4}$ pl.	$\frac{1}{2}$ and 1/1 pl.		2 x 2in.	$3\frac{1}{2}$ x $3\frac{1}{2}$ in.

LOCATION

REFERENCES

Stratification in Area 'G'
(see Log Bk 1 pp 94-104 for references)

4/8/69 In process of excavation it became clear that all the material above layer (4) was a post-Boyd Dawkins fall and that all material objects above (4) must be regarded as unstratified. W. Kramer



To repeat order state Feint, Size 5" x 8"

UNIVERSITY OF BRISTOL SPELAEOLOGICAL SOCIETY
MUSEUM CATALOGUE

No. M35.2
1, 2

NEGATIVES			PHOTOGRAPHS	LANTERN SLIDES	
35mm	Up to 1/4 pl.	1/2 and 1/1 pl.		2 x 2in.	3 1/2 x 3 1/2 in.
			X-rays of 1 X-rays of 2	M35.2 (1) (2) } c (3) }	
LOCATION "C" 1. 11350897 (3) W. 13.134 m Δ					
REFERENCES 2. 10900890 (3) 13.04 m Δ					
Found separately crushed on rock ledge against wall					

1 Right } Mandible of bear, probably U. Arctos ~~found~~ T
2 Left }

Both crushed and # in situ. Young adult. Only a PM standing in 1. P.M., honey excrecence & C standing in 2, which also shows evidence of severe injury - ? arrow - & subsequent healing. Both must have come to rest after they were bones as they were not in any normal anatomical relationship to each other. X-ray shows root of canine in 2 incomplete but



To repeat order state Feint, Size 5" x 8"

UNIVERSITY OF BRISTOL SPELAEOLOGICAL SOCIETY
MUSEUM CATALOGUE

No.

M35.2

3

NEGATIVES			PHOTOGRAPHS	LANTERN SLIDES	
35mm	Up to $\frac{1}{4}$ pl.	$\frac{1}{2}$ and 1/1 pl.		2 x 2in.	$3\frac{1}{4} \times 3\frac{1}{2}$ in.

LOCATION "C"

REFERENCES

11210884 (3) W. 13.14 m Δ
Almost touching end of M35.2
1

Log. p. 50. 3/3/68

3 Position of spines of large dorsal vertebra



To repeat order state Feint, Size 5" x 8"

UNIVERSITY OF BRISTOL SPELAEOLOGICAL SOCIETY
MUSEUM CATALOGUE

No. M35.24

NEGATIVES			PHOTOGRAPHS	LANTERN SLIDES	
35mm	Up to 1/4 pl.	1/2 and 1/1 pl.		2 x 2in.	3 1/4 x 3 1/2 in.

LOCATION "c" 11200896 ③ Mt. 13.134 m. Δ Log. p. 50 25/2/68

REFERENCES "g" 11050902 ③ Mt. 13.057 m. Δ Log. p. 90 2/3/65

fragments of same bone. almost against rock face amid loose stones

4 Portion of pelvis of large animal



To repeat order state Feint, Size 5" x 8"

UNIVERSITY OF BRISTOL SPELAEOLOGICAL SOCIETY
MUSEUM CATALOGUE

No. M35.2
5

NEGATIVES			PHOTOGRAPHS	LANTERN SLIDES	
35mm	Up to $\frac{1}{4}$ pl.	$\frac{1}{2}$ and 1/1 pl.		2 x 2in.	$3\frac{1}{4}$ x $3\frac{1}{2}$ in.

LOCATION F 07891028 (3A) M. 12.56 (compact on shelf .5) Log. p. 113/14/4/68

REFERENCES

5 Antler fragment (with M35.22/7) T



To repeat order state Feint, Size 5" x 8"

UNIVERSITY OF BRISTOL SPELAEOLOGICAL SOCIETY
MUSEUM CATALOGUE

No. M 35.2
6-8

NEGATIVES			PHOTOGRAPHS	LANTERN SLIDES			
35mm	Up to $\frac{1}{4}$ pl.	$\frac{1}{2}$ and 1/1 pl.		2 x 2in.	$3\frac{1}{4}$ x $3\frac{1}{4}$ in.		
		①					
LOCATION	"G"	4/5/69	③	10450990	Ht. 10.68 m (Vertical)	Log. p. 98	6
REFERENCES	"	"	③	10701015	Ht. 10.70 m (Horizontal)	" " 98	7
	"	"	③	10500985	Ht. 10.75 m	" " 98	8

6 Bone fragment

7

8 foot bone, much weathered.



To repeat order state Feint, Size 5" x 8"

UNIVERSITY OF BRISTOL SPELAEOLOGICAL SOCIETY
MUSEUM CATALOGUE

No. M35.2
9

NEGATIVES			PHOTOGRAPHS	LANTERN SLIDES	
35mm	Up to $\frac{1}{4}$ pl.	$\frac{1}{2}$ and 1/1 pl.		2 x 2in.	$3\frac{1}{4}$ x $3\frac{1}{4}$ in.

LOCATION 21/6/69 G. 1040 1040 ③ 10 Ht. \approx 16-20 m. - close to top of ③
REFERENCES post-B.D. fall. Leg. p. 102

9 Porton shaft long bone - Ox tibia? (T) Hyena gnawed.



To repeat order state Feint, Size 5" x 8"

UNIVERSITY OF BRISTOL SPELAEOLOGICAL SOCIETY
MUSEUM CATALOGUE

No. M 35.2
10, 11

NEGATIVES			PHOTOGRAPHS	LANTERN SLIDES	
35mm	Up to $\frac{1}{4}$ pl.	$\frac{1}{2}$ and 1/1 pl.		2 x 2in.	$3\frac{1}{4}$ x $3\frac{1}{4}$ in.
LOCATION 28/6/69 G-09931040 (3) (11) Ht. 10.20 Log p. 103 10					
REFERENCES Lying horizontally. post-B.D. fall					
= G 10501050 from (3) (12) on spoil heap Ht. = 9.80 m 11 post-B.D. fall					
10	Hyena ?	Metapodial	T		
11	Podial bone	cervid ?	T		



To repeat order state Feint, Size 5" x 8"

UNIVERSITY OF BRISTOL SPELAEOLOGICAL SOCIETY
MUSEUM CATALOGUE

No. M.35.2
12

NEGATIVES			PHOTOGRAPHS	LANTERN SLIDES	
35mm	Up to $\frac{1}{4}$ pl.	$\frac{1}{2}$ and 1/1 pl.		2 x 2in.	$3\frac{1}{2}$ x $3\frac{1}{2}$ in.

LOCATION 27/7/69 G. 09471086 (3) 2d H. ~~09471086~~ 10.08m

REFERENCES

post-B.D. fall - looks recent. - does not
seem mineralized. (12)

12 Mand. Lt. Carnivore ? cat T



To repeat order state Feint, Size 5" x 8"

UNIVERSITY OF BRISTOL SPELAEOLOGICAL SOCIETY
MUSEUM CATALOGUE

No. M 35.2
13, 14

NEGATIVES			PHOTOGRAPHS	LANTERN SLIDES	
35mm	Up to $\frac{1}{4}$ pl.	$\frac{1}{2}$ and 1/1 pl.		2 x 2in.	$3\frac{1}{4}$ x $3\frac{1}{4}$ in.

LOCATION 2/8/69 G. 1000 0987 (4) 25 Ht. 9.93. Horizontal. Near edge of animal burrow. Leg. p. 140 (13)
 REFERENCES
G 1020 0990 (4) top 23 Ht. 9.85 Leg. p. 140 (14)

~~13. Phalange. Prox. end missing. Bear? T~~

13 Fragment of gnawed bone. [Re-examined 29/11/70. It is possible that at head end, shape is partly due to human action]

14 Phalange, prox. end missing. Bear? T

[13. At head on either side viewed from outside appear rounded notches. These are connected on inner side, by a faintly defined continuous groove hardly consistent with gnawing. At point end one flat surface has small grooves - ? rodent gnawing or man]



To repeat order state Feint, Size 5" x 8"

UNIVERSITY OF BRISTOL SPELAEOLOGICAL SOCIETY
MUSEUM CATALOGUE

No. M 35.2
15, 16

NEGATIVES			PHOTOGRAPHS	LANTERN SLIDES	
35mm	Up to $\frac{1}{4}$ pl.	$\frac{1}{2}$ and 1/1 pl.		2 x 2in.	$3\frac{1}{4}$ x $3\frac{1}{4}$ in.

LOCATION 9/8/69. G. 0960 1045 (4) (33) Ht. 9.76 m Log. p. 144, 145 (15)
 REFERENCES G 0930 1034. (4) (35) 9.82 m " " " " (16)

15 Portion of metaphocal? Carnivore? T (see also M35.22/32)
 16 Portion of mand. Young animal. Nearest fit? pig T
 33



To repeat order state Feint, Size 5" x 8"

UNIVERSITY OF BRISTOL SPELAEOLOGICAL SOCIETY
MUSEUM CATALOGUE

No. M 35.2
17

NEGATIVES			PHOTOGRAPHS	LANTERN SLIDES	
35mm	Up to $\frac{1}{4}$ pl.	$\frac{1}{2}$ and $1/1$ pl.		2 x 2in.	$3\frac{1}{4}$ x $3\frac{1}{4}$ in.

LOCATION 17/8/69 G 09601140 (6a) 145 Log. p. 148 Mt. 9.15 m
REFERENCES

17 fragments of a bone



To repeat order state Feint, Size 5" x 8"

UNIVERSITY OF BRISTOL SPELAEOLOGICAL SOCIETY
MUSEUM CATALOGUE

No. M 35.2
18, 19

NEGATIVES			PHOTOGRAPHS	LANTERN SLIDES		
35mm	Up to $\frac{1}{4}$ pl.	$\frac{1}{2}$ and 1/1 pl.		2 x 2in.	$3\frac{1}{4}$ x $3\frac{1}{2}$ in.	
LOCATION	17/8/69	G 10051212	(66) top 148	14. 9.08 m	Log. p. 148	18
REFERENCES		G 09431157	(66) top 148	9.10 m	" " 148	19
18	Phalange	(damaged by trowel)	??	bear	T	
19	"	" " "	?	ox	T	



To repeat order state Feint, Size 5" x 8"

UNIVERSITY OF BRISTOL SPELAEOLOGICAL SOCIETY
MUSEUM CATALOGUE

No. M35.2
20, 21

NEGATIVES			PHOTOGRAPHS	LANTERN SLIDES	
35mm	Up to $\frac{1}{4}$ pl.	$\frac{1}{2}$ and $1/1$ pl.		2 x 2in.	$3\frac{1}{4}$ x $3\frac{1}{4}$ in.

LOCATION 24/8/69 G.10891016 (4)/56 Ht. 9.50 m Fog. p.150 (20)
 REFERENCES 09771010 (4)/59 9.50 m 150 (21)

20 Distal end metapodial foss or wolf? T

21 Phalange



To repeat order state Feint, Size 5" x 8"

UNIVERSITY OF BRISTOL SPELAEOLOGICAL SOCIETY
MUSEUM CATALOGUE

No.

M 35.2

22

NEGATIVES			PHOTOGRAPHS	LANTERN SLIDES	
35mm	Up to $\frac{1}{4}$ pl.	$\frac{1}{2}$ and 1/1 pl.		2 x 2in.	$3\frac{1}{4}$ x $3\frac{1}{2}$ in.

LOCATION 29/8/69 G. 10021041 (5) top. (6) Log. p. 152 Ht. 9.57m

REFERENCES

22 fragment of spine of a vertebra

T



To repeat order state Feint, Size 5" x 8"

UNIVERSITY OF BRISTOL SPELAEOLOGICAL SOCIETY
MUSEUM CATALOGUE

No. M 35.2
~~23~~ 23

NEGATIVES			PHOTOGRAPHS	LANTERN SLIDES	
35mm	Up to $\frac{1}{4}$ pl.	$\frac{1}{2}$ and 1/1 pl.		2 x 2in.	$3\frac{1}{2}$ x $3\frac{1}{2}$ in.

LOCATION 29/8/69. G. 1024 1026 (4) 162 H. 9. 57

Log. p. 152

(23)

REFERENCES

23 skull fragment

T



To repeat order state Feint, Size 5" x 8"

UNIVERSITY OF BRISTOL SPELAEOLOGICAL SOCIETY
MUSEUM CATALOGUE

No. M35.2
24, 25

NEGATIVES			PHOTOGRAPHS	LANTERN SLIDES	
35mm	Up to 1/4 pl.	1/2 and 1/1 pl.		2 x 2in.	3 1/2 x 3 1/4 in.
LOCATION 29/8/69 G. 1100 1005			(3) Disturbed - 63	ht. 9.58 m	Log. p. 152 (24)
REFERENCES G. 1000 1028			(3) In animal burrow in fill c.f. (3) 67		(25)

24 Carpal or tarsal bone or ? patella T

25 Bone fragment



To repeat order state Feint, Size 5" x 8"

UNIVERSITY OF BRISTOL SPELAEOLOGICAL SOCIETY
MUSEUM CATALOGUE

No. M 35.2
26

NEGATIVES			PHOTOGRAPHS	LANTERN SLIDES	
35mm	Up to $\frac{1}{4}$ pl.	$\frac{1}{2}$ and $1/1$ pl.		2 x 2in.	$3\frac{1}{4}$ x $3\frac{1}{4}$ in.

LOCATION 1/9/69 G. 10191000 (5) /69 Ht 9.41 Log. f. 1524

REFERENCES

close to edge of animal burrow

(26)

26 Tibia head *None?* *Well mineralised*

T

UNIVERSITY OF BRISTOL SPELAEOLOGICAL SOCIETY
MUSEUM CATALOGUE

No. M 35.2

27

NEGATIVES			PHOTOGRAPHS	LANTERN SLIDES	
35mm	Up to 1/4 pl.	1/2 and 1/1 pl.		2 x 2 in.	3 1/4 x 3 1/4 in.

LOCATION 1/11/69 G 08851016 (3) / 72 14.9.72 Leyp. 158 27
 REFERENCES probably (3) perhaps (4)

27 Bone frag. P. bird T

Moore's Modern Methods Ltd., London



To repeat order state 5" x 8" Feint

UNIVERSITY OF BRISTOL SPELAEOLOGICAL SOCIETY
MUSEUM CATALOGUE

M35.2

No.

28, 29

NEGATIVES			PHOTOGRAPHS	LANTERN SLIDES	
35mm	Up to 1/4 pl.	1/2 and 1/1 pl.		2 x 2 in.	3 1/4 x 3 1/4 in.

LOCATION 11/11/69 G. 10100975 (4a) 113 Ht. 9.56 Leg. 158 28
 REFERENCES G 09650966 (4a) 175 Ht. 9.52 158 29
 175 redder patch (4a) Stoneier - boxer ? disturbed

28 Deer ? Calcaneum T

29 Part small limb bone T

Moore's Modern Methods Ltd., London



To repeat order state 5" x 8" Feint

UNIVERSITY OF BRISTOL SPELAEOLOGICAL SOCIETY
MUSEUM CATALOGUE

M 35.2
No. 30, 31

NEGATIVES			PHOTOGRAPHS	LANTERN SLIDES	
35mm	Up to 1/4 pl.	1/2 and 1/1 pl.		2 x 2 in.	3 1/2 x 3 1/2 in.

LOCATION 1/11/69 G. 10150965 (4a) 76 Ht 9.52 m Log. p. 158 (30)
 REFERENCES G. 09990930 (4a) 77 Ht 9.53 " 158 (31)

30 1

Vertebra part of. T

31

Bear Phalange Large chronic abscess or
 ? cyst involving most of bone ↑



UNIVERSITY OF BRISTOL SPELAEOLOGICAL SOCIETY
MUSEUM CATALOGUE

M35.2

No. 32, 33

NEGATIVES			PHOTOGRAPHS	LANTERN SLIDES	
35mm	Up to 1/4 pl.	1/2 and 1/1 pl.		2 x 2 in.	3 1/4 x 3 1/4 in.

LOCATION 8/11/69 G.09640952 (4a) (80) 14-9.55 Leg. 160 (32)

REFERENCES

4m face

G 69830941 (4a) (81) 9.47 160

4m face

32

Phalange

T

33

Boat. ? part of ear of large animal T

Moore's Modern Methods Ltd., London



To repeat order state 5" x 8" Feint



To repeat order state Feint, Size 5" x 8"

UNIVERSITY OF BRISTOL SPELAEOLOGICAL SOCIETY
MUSEUM CATALOGUE

No. M35-234, 35

NEGATIVES			PHOTOGRAPHS	LANTERN SLIDES	
35mm	Up to $\frac{1}{4}$ pl.	$\frac{1}{2}$ and $\frac{1}{1}$ pl.		2 x 2in.	$3\frac{1}{4}$ x $3\frac{1}{4}$ in.

LOCATION 25/1/70 F 08571081 (40) (84) H. 9.20 m

REFERENCES

R 08461064 (42) (67) 9.24 m

Log. p. 173 (34)
173 (35)

With M35-22/63 M35-5/3 Near edge of disturbance

34 Portion of metapodial small carnivore fox? T

35 Caudal vertebra about size of fox T



To repeat order state Feint, Size 5" x 8"

UNIVERSITY OF BRISTOL SPELAEOLOGICAL SOCIETY
MUSEUM CATALOGUE

No. M35.2
36

NEGATIVES			PHOTOGRAPHS	LANTERN SLIDES	
35mm	Up to $\frac{1}{4}$ pl.	$\frac{1}{2}$ and 1/1 pl.		2 x 2in.	$3\frac{1}{4}$ x $3\frac{1}{2}$ in.

LOCATION 17/1/70 G 09091080 (40/83) H. 9.18 m. Log. p. 172

REFERENCES

36 Cuboid? Reindeer? Black colour
on other side



To repeat order state Feint, Size 5" x 8"

UNIVERSITY OF BRISTOL SPELAEOLOGICAL SOCIETY
MUSEUM CATALOGUE

No. M352
37

NEGATIVES			PHOTOGRAPHS	LANTERN SLIDES	
35mm	Up to $\frac{1}{4}$ pl.	$\frac{1}{2}$ and $1/1$ pl.		2 x 2in.	$3\frac{1}{4}$ x $3\frac{1}{4}$ in.

LOCATION 31/1/70 G.10251195 (6) Pop. 92 Ht. 9.14 m Log. p. 175
REFERENCES In face of N. side of trench

37 Calcaneum reindeer? T



To repeat order state Feint, Size 5" x 8"

UNIVERSITY OF BRISTOL SPELAEOLOGICAL SOCIETY
MUSEUM CATALOGUE

No. M35-2
38

NEGATIVES			PHOTOGRAPHS	LANTERN SLIDES	
35mm	Up to $\frac{1}{4}$ pl.	$\frac{1}{2}$ and 1/1 pl.		2 x 2in.	$3\frac{1}{4}$ x $3\frac{1}{4}$ in.
LOCATION	7/2/70 F08951190 (4) prob. (95) Mt. 9.23 m Log p. 176				
REFERENCES	[(4) rests directly on (6) see log] see also <u>M35.22</u> 67				



To repeat order state Feint, Size 5" x 8"

UNIVERSITY OF BRISTOL SPELAEOLOGICAL SOCIETY
MUSEUM CATALOGUE

No. M35.2
39, 40

NEGATIVES			PHOTOGRAPHS	LANTERN SLIDES	
35mm	Up to $\frac{1}{4}$ pl.	$\frac{1}{2}$ and 1/1 pl.		2 x 2in.	$3\frac{1}{4}$ x $3\frac{1}{4}$ in.
LOCATION 14/3/70	G-09751158	(40) Δ 10	Ht. 9.22 m.	Log. p. 177	39
REFERENCES	G-10051120	(40) Δ 100	Under shelf Ht. 9.24 m In soil under rock shelf	Log. p. 178	40
39	2 pieces of rib. Ancient #. Black				
40	Part of podial bone Reindeer? T Black when found.				



To repeat order state Feint, Size 5" x 8"

UNIVERSITY OF BRISTOL SPELAEOLOGICAL SOCIETY
MUSEUM CATALOGUE

No. M35.2
41, 42

NEGATIVES			PHOTOGRAPHS	LANTERN SLIDES	
35mm	Up to $\frac{1}{4}$ pl.	$\frac{1}{2}$ and $1/1$ pl.		2 x 2in.	$3\frac{1}{4}$ x $3\frac{1}{4}$ in.

LOCATION 5/4/70 East end of trench. In material on top of trampled layers

REFERENCES

= Unstratified. Log. p. 179-181.

See also ~~M35.2~~ M35.22/71-79

41 Distal end metapodial Horse T

42 3rd phalange cervid Reindeer ?? T



To repeat order state Feint, Size 5" x 8"

UNIVERSITY OF BRISTOL SPELAEOLOGICAL SOCIETY
MUSEUM CATALOGUE

No. M35.2
43-46

NEGATIVES			PHOTOGRAPHS	LANTERN SLIDES	
35mm	Up to $\frac{1}{4}$ pl.	$\frac{1}{2}$ and $1/1$ pl.		2 x 2in.	$3\frac{1}{4}$ x $3\frac{1}{2}$ in.

LOCATION 18/4/70 } G Post-Boyd Dawkins collapse. Log. pp 182-187
 REFERENCES 19/4/70 }

All are unstratified.

see also M35.22
80-89

43 Antler base. Piece of reindeer T
 44 Bone
 45 Calcaneum? Part of
 46 Part st. mand. fox. young adult T
 PM₁ M1 present T.



To repeat order state Feint, Size 5" x 8"

UNIVERSITY OF BRISTOL SPELAEOLOGICAL SOCIETY
MUSEUM CATALOGUE

No. M35.2~~#3-45~~ 47-49

NEGATIVES			PHOTOGRAPHS	LANTERN SLIDES	
35mm	Up to $\frac{1}{2}$ pl.	$\frac{1}{2}$ and 1/1 pl.		2 x 2in.	$3\frac{1}{2}$ x $3\frac{1}{2}$ in.

LOCATION 25/4/70. G. Post Boyd-Dawkins collapse - in infilling of B-D trench

REFERENCES

Log h. 187-189. All are unstratified. ~~see also~~
also M 35.22/ 89-92

#347 Piece of shed antler base with part of brow tine. Grouse
1 Reindeer T

#448 Piece of shed antler base. Reindeer. T

4549 4 pieces of black antler (? burned) ? Reindeer
Roe deer
Fallow deer



To repeat order state Feint, Size 5" x 8"

UNIVERSITY OF BRISTOL SPELAEOLOGICAL SOCIETY
MUSEUM CATALOGUE

No. M.35.22
1

NEGATIVES			PHOTOGRAPHS	LANTERN SLIDES	
35mm	Up to $\frac{1}{4}$ pl.	$\frac{1}{2}$ and 1/1 pl.		2 x 2in.	$3\frac{1}{4}$ x $3\frac{1}{4}$ in.

LOCATION *Talus cone below roof opening, southern end. Found in*
 REFERENCES *spoil, but probably from undisturbed, during preliminary clearing operations. = unstratified. Log. p. 7. 28/1/68*

1 M Horse. Very dark colour. Very heavily mineralised. T



To repeat order state Feint, Size 5" x 8"

UNIVERSITY OF BRISTOL SPELAEOLOGICAL SOCIETY
MUSEUM CATALOGUE

No. M 35.22

2

NEGATIVES			PHOTOGRAPHS	LANTERN SLIDES	
35mm	Up to 1/4 pl.	1/2 and 1/1 pl.		2 x 2in.	3 1/4 x 3 1/2 in.

LOCATION "C" ——— Mt. 12.99 m. Prob. (3) but unstratified Leg. p. 12 11/2/68
 REFERENCES "C"

2. Fragment of rhinoceros tooth, T

UNIVERSITY OF BRISTOL SPELAEOLOGICAL SOCIETY
MUSEUM CATALOGUE

No. M 35.22
3, 4,

NEGATIVES			PHOTOGRAPHS	LANTERN SLIDES	
35mm	Up to 1/4 pl.	1/2 and 1/1 pl.		2 x 2in.	3 1/4 x 3 1/4 in.

LOCATION ^{neg} 11150901 (3) ? consider as unstratified Ht. 12.97 A Log. p. 90 7/4/68 B
 REFERENCES in material broken into layers (2) [17/4/68 This is disturbed
 "C" 10520896 (3) Ht. 12.99 m A Log. p. 50, 11/2/68 Log p. 23]
 [The layer attribution is doubtful - consider as unstratified (17/4/68)]

- 3 Portion of Plt of old animal. Hyena T
 H Portion of tooth, Rhinoceros T



To repeat order state Feint, Size 5" x 8"

 UNIVERSITY OF BRISTOL SPELAEOLOGICAL SOCIETY
 MUSEUM CATALOGUE

 No. M35.22
5-8

	NEGATIVES			PHOTOGRAPHS	LANTERN SLIDES			
	35mm	Up to 1/4 pl.	1/2 and 1/1 pl.		2 x 2in.	3 1/4 x 3 1/2 in.		
LOCATION	F 07851021	(3A)	Ht. 12.57 m, rubble	△	Log p. 113	14/4/68	5	
REFERENCES	07950991	(3A)	12.57 m, rubble	△	" "	" "	6	
	07891028	(3A)	12.56 m compact on shelf	△	" "	" "	7	
	07901045	(3A)	12.70 m " " "	△	" "	" "	8	
5	Small fragment tooth of herbivore					T	} Regard as unstratified	
6	Hyena m; old adult. #					T		
7	Herbivore small fragment of tooth (with M35.2/5)					T		
8	<u>I2</u>	p. bear	Hyena (Antcliffe/Savage)		F	14/1/71		

UNIVERSITY OF BRISTOL SPELAEOLOGICAL SOCIETY
MUSEUM CATALOGUE

No. M 35-22
9, 10

NEGATIVES			PHOTOGRAPHS	LANTERN SLIDES	
35mm	Up to 1/4 pl.	1/2 and 1/1 pl.		2 x 2in.	3 1/2 x 3 1/2 in.

LOCATION F 08081011 (3A) Compact on face of shelf Mt. 12.19 m. A Leg. p. 113. 14/4/68 9
 REFERENCES C 09880868 (3A) Rubbly at junction where (2) descends into cave. A Mt. 12.96 Leg. p. 52. 12/4/68 10

9 P.M. Hyena. Young adult T

10 C ? ~~badger~~ ~~badger~~ T (Regard as unstrat ~~MT~~)
 Prob. Bear DE (Antelope / Savage 14/1/71)
 (unstratified)



UNIVERSITY OF BRISTOL SPELAEOLOGICAL SOCIETY
MUSEUM CATALOGUE

No. M 35-22
11, 12

NEGATIVES			PHOTOGRAPHS	LANTERN SLIDES	
35mm	Up to 1/4 pl.	1/2 and 1/1 pl.		2 x 2in.	3 1/2 x 3 1/2 in.

LOCATION C 10420870 (3A) Compad on shelf against rock face
 REFERENCES 09640840 (3A) subby at edge (2) Log p. 52 13/4/68 11
 of shelf Ht. 12.73 m (A) Log p. 52 13/4/68 12

11 PM oc ? T

12 PM Rhinoceros. Young adult. T (Regard as unstrat H/H)

Moore's Modern Methods Ltd., London, E.C.4



To repeat order state Feint, Size 5" x 8"



To repeat order state Feint, Size 5" x 8"

UNIVERSITY OF BRISTOL SPELAEOLOGICAL SOCIETY
MUSEUM CATALOGUE

No. M.35.2213, 14

NEGATIVES			PHOTOGRAPHS	LANTERN SLIDES	
35mm	Up to $\frac{1}{4}$ pl.	$\frac{1}{2}$ and 1/1 pl.		2 x 2in.	$3\frac{1}{2}$ x $3\frac{1}{2}$ in.

LOCATION C 09650859 (3A) Edge of shelf Ht. 12.45m Log.p.52 14/4/68 13
 REFERENCES 1040 0872 (3A) Edge of shelf. Looser material Ht. 12.71m.
 Log.p.52. 13/4/68

13 \bar{c} Kenya. Young adult T

14 ~~Fragment of DM, (?) of mammoth. T (Regard as unstrat. M1)~~
 Root of a tooth. Not mammoth. (Sutcliffe/Savage)
 14/11/71

UNIVERSITY OF BRISTOL SPELAEOLOGICAL SOCIETY
MUSEUM CATALOGUE

M 38.22

No.

15

NEGATIVES			PHOTOGRAPHS	LANTERN SLIDES	
35mm	Up to 1/4 pl.	1/2 and 1/1 pl.		2 x 2 in.	3 1/4 x 3 1/4 in.

LOCATION F 07380985 (3) Compact. Edge of shelf Ht. 12.12 m Log. p. 113

REFERENCES

15 ~~PK~~ ~~Canis sp.~~ T DM Hyaena. (Antcliffe/Marage)

Moore's Modern Methods Ltd., London



To repeat order state 5" x 8" Feint

UNIVERSITY OF BRISTOL SPELAEOLOGICAL SOCIETY
MUSEUM CATALOGUE

No.

NEGATIVES			PHOTOGRAPHS	LANTERN SLIDES	
35mm	Up to $\frac{1}{4}$ pl.	$\frac{1}{2}$ and 1/1 pl.		2 x 2in.	$3\frac{1}{4}$ x $3\frac{1}{2}$ in.

LOCATION

REFERENCES

Stratification in Area G.
(See Log Bk 1 pp 94-104 for references)

4/8/69. In process of excavation it became clear that all the material above layer (4) was a post-Bogd Dawkins fall and that all material objects above (4) must be regarded as unstratified. *W. Motman*



To repeat order state Feint, Size 5" x 8"

UNIVERSITY OF BRISTOL SPELAEOLOGICAL SOCIETY
MUSEUM CATALOGUE

M35.22
No. 16

NEGATIVES			PHOTOGRAPHS	LANTERN SLIDES	
35mm	Up to $\frac{1}{4}$ pl.	$\frac{1}{2}$ and 1/1 pl.		2 x 2in.	$3\frac{1}{2}$ x $3\frac{1}{2}$ in.

LOCATION G 1035 1025 (3) in compact Ht 10.50m Log p. 94
 REFERENCES 27.4.69 (Regard as unstrat Ht 1)

16 Hyaena PM wt

M35.22

No. 17

UNIVERSITY OF BRISTOL SPELAEOLOGICAL SOCIETY
MUSEUM CATALOGUE

NEGATIVES			PHOTOGRAPHS	LANTERN SLIDES	
35mm	Up to 1/4 pl.	1/2 and 1/1 pl.		2 x 2in.	3 1/2 x 3 1/2 in.

LOCATION ~~G~~ ————— ③ Deep m, but otherwise unstratified

REFERENCES

27.4.69

(Regard as unstratified)

log p 24.

17 Ox portion of m

Moore's Modern Methods Ltd., London, E.C.4



To repeat order state Feint, Size 5" x 8"



To repeat order state Feint, Size 5" x 8"

 UNIVERSITY OF BRISTOL SPELAEOLOGICAL SOCIETY
 MUSEUM CATALOGUE

 No. M 35.22
18

NEGATIVES			PHOTOGRAPHS	LANTERN SLIDES	
35mm	Up to $\frac{1}{4}$ pl.	$\frac{1}{2}$ and 1/1 pl.		2 x 2in.	$3\frac{1}{2}$ x $3\frac{1}{2}$ in.

7.6.69

LOCATION / G 0935 0965 (3) A In face of section being cut just below (5cm)
 REFERENCES
 top of (3) at this point Ht. 11.58 m. Log. p. 99
 (Post-B.D. fell = unstrat. M1)

18 Tooth of cervid ~~PM3~~ PM3 ~~Preb. Acindens (T)~~
 Bos sp. (Sutcliffe, Savage)
 14/1/71



To repeat order state Feint, Size 5" x 8"

UNIVERSITY OF BRISTOL SPELAEOLOGICAL SOCIETY
MUSEUM CATALOGUE

No. M 35-22
19-21

NEGATIVES			PHOTOGRAPHS	LANTERN SLIDES	
35mm	Up to 1/4 pl.	1/2 and 1/1 pl.		2 x 2in.	3 1/4 x 3 1/2 in.
LOCATION 28/6/69 G. 10500975 (3) + fumes - local against rock 112					
REFERENCES Ht. 10.35. Log. p. 103 = unstrat. (19)					
29/6/69 G. 10431042 (3) base 13 Ht. 9.80 m Log. p. 104 (20)					
5/7/69 G. 09851087 (3) base 15 Ht. 10.03 m. Log. p. 106 (21)					
19	PM	hyena	T	} as in (3) = post-B.D. fall = unstrat	
20	m	cervid P. Dm very worn	T		
21	PM	Hyena. Young	T		



To repeat order state Feint, Size 5" x 8"

UNIVERSITY OF BRISTOL SPELAEOLOGICAL SOCIETY
MUSEUM CATALOGUE

No. M 35.22
22, 23

NEGATIVES			PHOTOGRAPHS	LANTERN SLIDES	
35mm	Up to $\frac{1}{4}$ pl.	$\frac{1}{2}$ and 1/1 pl.		2 x 2in.	$3\frac{1}{4}$ x $3\frac{1}{4}$ in.

LOCATION 5/7/69 G. 10200950 (3) 16 H. 10.66 against rock in undercut
REFERENCES on top of shelf. Leg. p. 106 (22)
6/7/69 G. 09830986 (3) 17 H. 10.62

22	Horse	I	Very old animal	T	} post-B.D. fall
23	Hyena	2	" young animal - unscripted	T	



To repeat order state Feint, Size 5" x 8"

 UNIVERSITY OF BRISTOL SPELAEOLOGICAL SOCIETY
 MUSEUM CATALOGUE

 No. M 35.22
24-26

NEGATIVES			PHOTOGRAPHS	LANTERN SLIDES	
35mm	Up to 1/4 pl.	1/2 and 1/1 pl.		2 x 2in.	3 1/4 x 3 1/4 in.

LOCATION ²² 2/8/69. G. 10450986 (4) top. H. 9.85 m. Log. p. 140. Some mixture
 REFERENCES of (3)? ~~(24)~~ ~~(22)~~ (24)

G. 10251000 (4) top. H. 9.83 Log. p. 140 (25)

G. 09710949 (4) near animal burrow ²⁶ Log. p. 140. H. 9.71 m. (26)

~~24~~ M Horse T

24 M Horse T

26 M Disc? T



To repeat order state Feint, Size 5" x 8"

 UNIVERSITY OF BRISTOL SPELAEOLOGICAL SOCIETY
 MUSEUM CATALOGUE

 No. M35.22
27-31

NEGATIVES			PHOTOGRAPHS	LANTERN SLIDES	
35mm	Up to 1/4 pl.	1/2 and 1/1 pl.		2 x 2in.	3 1/2 x 3 1/2 in.
LOCATION	2/8/69 G. 09720978	(4) 27	H. 9.66 m. leaf. p. 140		(27)
REFERENCES	3/8/69 G. 09601060	(4) 28	9.75 m " " 144		(28)
	G. 09701065	(4) 29	9.75 m " " 144		(29)
	G. 09471065	(4) 30	9.84 m " " 144		(30)
	G. 10121053	(4) 31	9.69 m " " 144		(31)
27	<u>PM</u> 4		Hyena	T	
28	<u>M</u> or <u>PM</u>		small cervid. Reindeer	T	
29	<u>M</u> or <u>M</u>		Bear. young U. arctos	T	Top of crown only
30	<u>C</u>		Dog or badger young animal. Tooth split axially	T	
31	<u>M</u> or <u>M</u>		Bear. old adult U. arctos. Portion only	T	



To repeat order state Feint, Size 5" x 8"

UNIVERSITY OF BRISTOL SPELAEOLOGICAL SOCIETY
MUSEUM CATALOGUE

No. M35922
32, ~~34~~33

NEGATIVES			PHOTOGRAPHS	LANTERN SLIDES	
35mm	Up to $\frac{1}{4}$ pl.	$\frac{1}{2}$ and 1/1 pl.		2 x 2in.	$3\frac{1}{4}$ x $3\frac{1}{4}$ in.
LOCATION	9/8/69 G. 09661050 (4) (32)		144/5	9.76 m	Log. p. 144/5 (32)
REFERENCES	G 0970 G 09701055 (4) (33)			9.76 m	" " 144/5 (33)
32	P.M. carnivore ? dog			T	} see also <u>M35922</u> 15
33	Part of incisor. <u>I3</u> Horse?			T	



To repeat order state Feint, Size 5" x 8"

UNIVERSITY OF BRISTOL SPELAEOLOGICAL SOCIETY
MUSEUM CATALOGUE

No. M 3522
34-37

NEGATIVES			PHOTOGRAPHS	LANTERN SLIDES	
35mm	Up to $\frac{1}{4}$ pl.	$\frac{1}{2}$ and $\frac{1}{1}$ pl.		2 x 2in.	$3\frac{1}{2}$ x $3\frac{1}{4}$ in.
LOCATION	9/8/69 G.	09701005 (4) (36)	Wt. 9.96 m	Log. f. 144/5	(34)
REFERENCES		0963 1022 (4) (37)	9.78 m	" " "	(35)
		0953 0980 (4) (38)	9.92 m	" " "	(36)
		09511000 (4) (39)	9.77 m	" " "	(37)(39)
34	<u>PM 1</u>	Reindeer	T		
35	<u>M 2</u>	Reindeer	T		
36	C.	Tip young animal dog?	T.		[lost]
37		Described in log as bone? has some enamel on it = tooth			T



To repeat order state Feint, Size 5" x 8"

UNIVERSITY OF BRISTOL SPELAEOLOGICAL SOCIETY
MUSEUM CATALOGUE

No. M35.22
38, 39

NEGATIVES			PHOTOGRAPHS	LANTERN SLIDES	
35mm	Up to $\frac{1}{4}$ pl.	$\frac{1}{2}$ and 1/1 pl.		2 x 2in.	$3\frac{1}{4}$ x $3\frac{1}{4}$ in.
LOCATION	10/8/69. G. 0973 1060 (4) (4)		1st. 9.61 m.	Log. p. 146	(38)
REFERENCES	0950 1068 (4) (42)		9.65 m.	Log. p. 146	(39)
38	C	part of dog?			T
39	<u>I3</u>	part of horse			T



To repeat order state Feint, Size 5" x 8"

UNIVERSITY OF BRISTOL SPELAEOLOGICAL SOCIETY
MUSEUM CATALOGUE

No. M 35.22
40

NEGATIVES			PHOTOGRAPHS	LANTERN SLIDES	
35mm	Up to $\frac{1}{4}$ pl.	$\frac{1}{2}$ and 1/1 pl.		2 x 2in.	$3\frac{1}{4}$ x $3\frac{1}{2}$ in.

LOCATION 16/8/69. L G. 10051160 (3) (43) Mt. ~~at~~ 9.30 m. Log p. 147

REFERENCES 17/8/69 S

Found in area where layers not distinct
but specimen had matrix of (3)

40 M Horse - damaged during excavation T

UNIVERSITY OF BRISTOL SPELAEOLOGICAL SOCIETY
MUSEUM CATALOGUE

No. M 35/022
41-43

NEGATIVES			PHOTOGRAPHS	LANTERN SLIDES	
35mm	Up to $\frac{1}{4}$ pl.	$\frac{1}{2}$ and 1/1 pl.		2 x 2in.	$3\frac{1}{4}$ x $3\frac{1}{4}$ in.
LOCATION	17/8/69. G. 09801150	(6a) 44	Ht. 9.23 m	Fig. p. 148	(41)
REFERENCES	0970 1157	(6a) 45	9.15 m	148	(42)
	0990 1135	(6a) 47	9.16 m	148	(43)

41	<u>C</u>	Hyena. Young adult	T
42	<u>T₂</u>	Hyena? Young	T
43	<u>M₃</u>	Reindeer	T





To repeat order state Feint, Size 5" x 8"

UNIVERSITY OF BRISTOL SPELAEOLOGICAL SOCIETY
MUSEUM CATALOGUE

No. M3522
44, 45

NEGATIVES			PHOTOGRAPHS	LANTERN SLIDES	
35mm	Up to $\frac{1}{4}$ pl.	$\frac{1}{2}$ and 1/1 pl.		2 x 2in.	$3\frac{1}{2}$ x $3\frac{1}{2}$ in.
LOCATION	17/8/69. G. 0937 1160	(66) Top	(50) Mt. 9.10 m	Leg. p. 148	(44)
REFERENCES	0943 1160	(66) Top	(51) 9.10 m	Leg. p. 148	(45)

44 \bar{C} Very old animal Bear T

45 M Top crown only. Young animal Bear T

Moore's Modern Methods Ltd., London, E.C.4



To repeat order state Feint, Size 5" x 8"

UNIVERSITY OF BRISTOL SPELAEOLOGICAL SOCIETY
MUSEUM CATALOGUE

No. M 35.22
46

NEGATIVES			PHOTOGRAPHS	LANTERN SLIDES	
35mm	Up to 1/4 pl.	1/2 and 1/1 pl.		2 x 2in.	3 1/4 x 3 1/4 in.

LOCATION 17/8/69 G. 10131108 (3) 52 Ht. 9.55 m Log. p. 148
REFERENCES

46 I3 Horse T



To repeat order state Feint, Size 5" x 8"

 UNIVERSITY OF BRISTOL SPELAEOLOGICAL SOCIETY
 MUSEUM CATALOGUE
No. M 35.2247-49

NEGATIVES			PHOTOGRAPHS	LANTERN SLIDES	
35mm	Up to $\frac{1}{4}$ pl.	$\frac{1}{2}$ and 1/1 pl.		2 x 2in.	$3\frac{1}{4}$ x $3\frac{1}{2}$ in.

LOCATION 22/8/69 G 11451110 ~~(3) 53~~ *ht. 9.54 m. Leg. p. 150*
 REFERENCES 11151136 ~~(4) 54~~ *but some admixture of (3)? Old animal* (47)
10421062 ~~(5) 4 55~~ *burrow area ht 9.40m Leg. p. 50* (48)
ht. 9.40 m (49)

47	<i>Hyena</i>	<u>C</u>	T	
48	<i>Hyena</i>	<u>MT</u>	T	<i>Old adult. (2 pieces)</i>
49	<i>Horse</i>	<u>MB</u>	T	<i>Old adult - roots broken, not chewed</i>



To repeat order state Feint, Size 5" x 8"

UNIVERSITY OF BRISTOL SPELAEOLOGICAL SOCIETY
MUSEUM CATALOGUE

No. M 35.2250, 51

NEGATIVES			PHOTOGRAPHS	LANTERN SLIDES	
35mm	Up to $\frac{1}{4}$ pl.	$\frac{1}{2}$ and 1/1 pl.		2 x 2in.	$3\frac{1}{2}$ x $3\frac{1}{2}$ in.
LOCATION	23/8/69 G' 09791086	(5) / 60	Ht. 9.57m	Leg. p. 150	(50)
REFERENCES	30/8/69 G' 10151003	A (5) / 70	Ht. 9.38m	" " 154	(51)
50	Bear	M	Very old animal	Gnawed	T
51	Horse	M	Young adult		T



To repeat order state Feint, Size 5" x 8"

 UNIVERSITY OF BRISTOL SPELAEOLOGICAL SOCIETY
 MUSEUM CATALOGUE

 No. M 35-22
52, 53-55

NEGATIVES			PHOTOGRAPHS	LANTERN SLIDES	
35mm	Up to 1/4 pl.	1/2 and 1/1 pl.		2 x 2in.	3 1/2 x 3 1/2 in.
LOCATION	30/8/69	G. 10810922	(4) 165	Very nearly touching rock. Ht 9.59 m (52)	
REFERENCES	"	G. 10921024	(4) 166	Leg. p. 153	
	24/8/69	G. 10851015	(4) 157	Ht. 9.46 m	Leg. p. 153 (53)
		G. 10781015	(4) 158	9.48 m	" 150 (54)
				9.49 m	150 (55)
52	Horse	<u>M3</u>		Old adult. Root crowned	T
53	Hyena	<u>C</u>		Crown only. Uncrusted	T
54	Horse	<u>I2</u>		Young. Uncrusted	T
55	Hyena			Portion of tooth. Old adult	T



To repeat order state Feint, Size 5" x 8"

 UNIVERSITY OF BRISTOL SPELAEOLOGICAL SOCIETY
 MUSEUM CATALOGUE

 No. M 35.22
56

NEGATIVES			PHOTOGRAPHS	LANTERN SLIDES	
35mm	Up to $\frac{1}{4}$ pl.	$\frac{1}{2}$ and 1/1 pl.		2 x 2in.	$3\frac{1}{4}$ x $3\frac{1}{4}$ in.

LOCATION 1/9/69 G 1004 1037 (5?) /68 M. 9.32 Log. p. 154 (50)

REFERENCES

In base of animal burrow in matrix of (5) but could
 still be animal burrow, disturbed, = (3)

 56 Horse M Old adult. Prob. had abscess.
 Roots gnawed T



To repeat order state Feint, Size 5" x 8"

UNIVERSITY OF BRISTOL SPELAEOLOGICAL SOCIETY
MUSEUM CATALOGUE

No.

M35-22

5657

NEGATIVES			PHOTOGRAPHS	LANTERN SLIDES	
35mm	Up to $\frac{1}{4}$ pl.	$\frac{1}{2}$ and 1/1 pl.		2 x 2in.	$3\frac{1}{4}$ x $3\frac{1}{2}$ in.

LOCATION 29/8/69 G-10770978 (3) (64) Mt. 9.58m. Leg p. 15-3 (56)

REFERENCES

Against rock but at base of base = (3) on top of (4)

5657 Horiz I₃

T

UNIVERSITY OF BRISTOL SPELAEOLOGICAL SOCIETY
MUSEUM CATALOGUE

No.

M35-22
58

NEGATIVES			PHOTOGRAPHS	LANTERN SLIDES	
35mm	Up to 1/4 pl.	1/2 and 1/1 pl.		2 x 2 in.	3 1/2 x 3 1/4 in.

LOCATION 1/11/69 G-0989 1072 (3) ~~A~~ 71 Mt. 9.80 m Leg. p. 158 58
REFERENCES Probably belongs to (3)

58 Horse m gnawed. old adult T

Moore's Modern Methods Ltd., London



To repeat order state 5" x 8" Feint

UNIVERSITY OF BRISTOL SPELAEOLOGICAL SOCIETY
MUSEUM CATALOGUE

M35.22

No. 59

NEGATIVES			PHOTOGRAPHS	LANTERN SLIDES	
35mm	Up to 1/4 pl.	1/2 and 1/1 pl.		2 x 2 in.	3 1/2 x 3 1/4 in.

LOCATION 11/1/69 G. 09.960 0988 (14)? (14) M. 9.54 Leg. p. 158 59

REFERENCES on edge of disturbance from animal burrow

59 Bear? I T

Moore's Modern Methods Ltd., London



To repeat order state 5" x 8" Feint

UNIVERSITY OF BRISTOL SPELAEOLOGICAL SOCIETY
MUSEUM CATALOGUE

No. M35.22
60-62

NEGATIVES			PHOTOGRAPHS	LANTERN SLIDES	
35mm	Up to 1/4 pl.	1/2 and 1/1 pl.		2 x 2 in.	3 1/4 x 3 1/2 in.
LOCATION	8/11/69	G. 09880964 (4a) / 78	1H. 9.44	Log. p. 160	60
REFERENCES		lying horizontally G. 09930950 (4a) / 79	1H. 9.48	160	61
		09830941 (4a) / 82	9.44	160	62

60 Horse M young adult T
61 Ox PMI T
62 Bear M adult T

Moore's Modern Methods Ltd., London



To repeat order state 5" x 8" Feint



To repeat order state Feint, Size 5" x 8"

**UNIVERSITY OF BRISTOL SPELAEOLOGICAL SOCIETY
MUSEUM CATALOGUE**

No. M35.22
63-65

NEGATIVES			PHOTOGRAPHS	LANTERN SLIDES	
35mm	Up to 1/4 pl.	1/2 and 1/1 pl.		2 x 2in.	3 1/2 x 3 1/2 in.

LOCATION 25/1/70 F 08431062 (40) ~~86~~ Ht. 9.24 m. Log. p. 173 63

REFERENCES

With M35.2/34, 35 + M35.5/3 Near edge of disturbance
 3/1/70 F 08861001 (40) ~~89~~ Ht. 9.14 m Log. p. 174 64
 F 08681086 (40) ~~88~~ Ht. 9.18 m " " 174 65

63 PM fox ? T

64 MT fox ? T

65 I1 fox ? T



To repeat order state Feint, Size 5" x 8"

UNIVERSITY OF BRISTOL SPELAEOLOGICAL SOCIETY
MUSEUM CATALOGUE

No. M35.22
66

NEGATIVES			PHOTOGRAPHS	LANTERN SLIDES	
35mm	Up to $\frac{1}{4}$ pl.	$\frac{1}{2}$ and 1/1 pl.		2 x 2in.	$3\frac{1}{4}$ x $3\frac{1}{4}$ in.

LOCATION 31/1/70 G-09201054 ~~510~~ (42) (91) Mt. 9.14 m. Log. p. 174/5

REFERENCES

I₃ horse ? deciduous T
Much gnawed



To repeat order state Feint, Size 5" x 8"

 UNIVERSITY OF BRISTOL SPELAEOLOGICAL SOCIETY
 MUSEUM CATALOGUE

No.

M35.22

67

NEGATIVES			PHOTOGRAPHS	LANTERN SLIDES	
35mm	Up to $\frac{1}{4}$ pl.	$\frac{1}{2}$ and 1/1 pl.		2 x 2in.	$3\frac{1}{4}$ x $3\frac{1}{2}$ in.

LOCATION 7/2/70 F08801196 (4) probably (94) Mt 9.18 m. Log p. 176

REFERENCES

[(4) rests directly on (6) see log]

 see also M35.2
 38

 67 caniniform tooth, maxillary with unequal wear facets on palatal aspect. Seems too small for *Ursus* & wear facets wrong & too large for wolf. Specimen is from an old adult.

? what animal

 Probably *Ursus* but could be
H. cretata — S



To repeat order state Feint, Size 5" x 8"

UNIVERSITY OF BRISTOL SPELAEOLOGICAL SOCIETY
MUSEUM CATALOGUE

No. M 35722
68

NEGATIVES			PHOTOGRAPHS	LANTERN SLIDES	
35mm	Up to $\frac{1}{4}$ pl.	$\frac{1}{2}$ and 1/1 pl.		2 x 2in.	$3\frac{1}{4}$ x $3\frac{1}{2}$ in.

LOCATION M/3/70 G 1008/130 (4a)-(6) 98 Log. p. 178 68

REFERENCES

68 Cervid M. Very worn. Black Reindeer T



To repeat order state Feint, Size 5" x 8"

UNIVERSITY OF BRISTOL SPELAEOLOGICAL SOCIETY
MUSEUM CATALOGUE

No. M35.22
69, 70

NEGATIVES			PHOTOGRAPHS	LANTERN SLIDES	
35mm	Up to $\frac{1}{4}$ pl.	$\frac{1}{2}$ and 1/1 pl.		2 x 2in.	$3\frac{1}{4}$ x $3\frac{1}{4}$ in.

LOCATION 14/3/70 G-10201150 (4a)? 69 Ht. 9.13m. Log. p. 178 69
 REFERENCES In pocket of red apparently trampled into (4) = unstratified
 Probably belongs to (4a)
 G-10601170? (69) Ht. 9.18m Log. p. 178 70
 In patch of sandy silt with some red. Probably disturbed = unstratified.

69 Hyena PM in piece of jaw. Young T

70 Osc M T

UNIVERSITY OF BRISTOL SPELAEOLOGICAL SOCIETY
MUSEUM CATALOGUE

No. M35.22
71-79

NEGATIVES			PHOTOGRAPHS	LANTERN SLIDES	
35mm	Up to $\frac{1}{4}$ pl.	$\frac{1}{2}$ and $1/1$ pl.		2 x 2in.	$3\frac{1}{4}$ x $3\frac{1}{4}$ in.

LOCATION 5/4/70 East end of trench. In material on top of trampled layer
REFERENCES = unstratified . Log. p. 179-181

See also M35.2/41, 42

71	<u>M</u>		Horse	T	
72	<u>M</u>		Horse	T	
73	<u>I</u>	, part of	Horse	T	
74	<u>M</u>		Ox	T	
75	<u>M₃</u>	, Young	Cervid. Reindeer		?T
76	<u>M</u>	"	"	"	?T
77	<u>M</u>	"	Bear	T	
78	<u>I3</u>		Hyena	T	
79	<u>M1</u>		Hyena	T	



To repeat order state Feint, Size 5" x 8"

UNIVERSITY OF BRISTOL SPELAEOLOGICAL SOCIETY
MUSEUM CATALOGUE

No. M35.22
80-86

NEGATIVES			PHOTOGRAPHS	LANTERN SLIDES	
35mm	Up to $\frac{1}{4}$ pl.	$\frac{1}{2}$ and $1/1$ pl.		2 x 2in.	$3\frac{1}{4}$ x $3\frac{1}{4}$ in.

LOCATION 18/4/70 } G/pt-Boyd-Dawkins disturbance - Log. pp. 182-187
REFERENCES 19/4/70 }

All are unstratified see also M35.2/43-46

80	Horse	<u>I</u>	T
81	Hyena	<u>C</u>	T
82	Horse	<u>M</u>	T
83	Horse	<u>I</u>	T
84	Horse	<u>I</u>	T
[85	[Blank	number]	
86	Osc	<u>M</u>	T



To repeat order state Feint, Size 5" x 8"

 UNIVERSITY OF BRISTOL SPELAEOLOGICAL SOCIETY
 MUSEUM CATALOGUE

 No. M35.22
87-89

X-Ray - NEGATIVES			PHOTOGRAPHS	LANTERN SLIDES	
35mm	Up to 1/4 pt.	1/2 and 1/1 pt.		2 x 2in.	3 1/4 x 3 1/4 in.
	M35.22 87(1-8)		87 4-x-ray views 2 w.p. each		
LOCATION	18/4/70	} G. post-Boyd Dawkins collectn.	Reg. pp. 182-187		
REFERENCES	19/4/70			All are unstratified see also M ^{35.2} / 35.1 43-46	

87 Bear (U. Arctos) \bar{c} rt. T

This tooth has an extensive # of labial surface from near tip of crown extending down on to root. Surface is smooth and nearly flat. Polished groove below cingulum lingually. X-rays show abundant coarse secondary dentine related to # surface = injury during life.

88

Horse I. Very old animal T

89

Bear ni. Part crown young animal T



To repeat order state Feint, Size 5" x 8"

UNIVERSITY OF BRISTOL SPELAEOLOGICAL SOCIETY
MUSEUM CATALOGUE

No. M35.22
89-92

NEGATIVES			PHOTOGRAPHS	LANTERN SLIDES	
35mm	Up to $\frac{1}{4}$ pl.	$\frac{1}{2}$ and 1/1 pl.		2 x 2in.	$3\frac{1}{4}$ x $3\frac{1}{4}$ in.

LOCATION 25/4/70 G. Post-Boyd-Dawkins collapse. Log pp. 182-187

REFERENCES

All are unstratified. See also M35.2
43-46

89	<u>Hyena</u>	<u>DC</u>	<u>-gnawed. Erupted. Root complete. Crown scarcely worn. Size suggests adult female.</u>	<u>T</u>
90	Horse	<u>Horse</u>	<u>I₃ old adult</u>	<u>T</u>
91	<u>Horse</u>	<u>M₃</u>	<u>young adult</u>	<u>T</u>
92	<u>"</u>	<u>M₃</u>	<u>old adult</u>	<u>T.</u>



To repeat order state Feint, Size 5" x 8"

UNIVERSITY OF BRISTOL SPELAEOLOGICAL SOCIETY
MUSEUM CATALOGUE

No. M35.22
89-92

NEGATIVES			PHOTOGRAPHS	LANTERN SLIDES	
35mm	Up to $\frac{1}{4}$ pl.	$\frac{1}{2}$ and 1/1 pl.		2 x 2in.	$3\frac{1}{4}$ x $3\frac{1}{4}$ in.

LOCATION 257/4/70 G. Post-Boyd-Dawkins collapse. Log pp. 182-187

REFERENCES

All are unstratified. See also M35.2
43-46

89	Hyena	\overline{DC}	-gnawed. Erupted. Root complete. Crown scarcely worn. Size suggests adult female.	T
90	Horse Horse	$\overline{I_3}$	Old adult	T
91	Horse	$\overline{M_3}$	young adult	T
92	"	$\overline{M_3}$	Old adult	T.



To repeat order state Feint, Size, 5" x 8"

UNIVERSITY OF BRISTOL SPELAEOLOGICAL SOCIETY MUSEUM CATALOGUE

No. M 35-22
93

NEGATIVES			PHOTOGRAPHS	LANTERN SLIDES	
35mm	Up to 1/4 pl.	1/2 and 1/1 pl.		2 x 2in.	3 1/4 x 3 1/2 in.

LOCATION 7/11/71 Spoil heap - unstratified

REFERENCES

93 C OT Stallion Horse Sutcliffe



To repeat order state Feint, Size 5" x 8"

 UNIVERSITY OF BRISTOL SPELAEOLOGICAL SOCIETY
 MUSEUM CATALOGUE
No. M 35.31

NEGATIVES			PHOTOGRAPHS	LANTERN SLIDES	
35mm	Up to $\frac{1}{4}$ pl.	$\frac{1}{2}$ and 1/1 pl.		2 x 2in.	$3\frac{1}{4}$ x $3\frac{1}{4}$ in.

LOCATION "B"

REFERENCES

085085 Unstrat. Prob. from Badger an adjacent
 badger hole. Black top soil. Minute chert
 Roman pottery in same loose material. Discarded.
 ⚠ Log. p. 31. 17/3/68

1 085085 ① Disturbed Oyster shell T



To repeat order state Feint, Size 5" x 8"


UNIVERSITY OF BRISTOL SPELAEOLOGICAL SOCIETY
MUSEUM CATALOGUE

No. M35.5
1

NEGATIVES			PHOTOGRAPHS	LANTERN SLIDES	
35mm	Up to $\frac{1}{4}$ pl.	$\frac{1}{2}$ and 1/1 pl.		2 x 2in.	$3\frac{1}{4}$ x $3\frac{1}{2}$ in.

LOCATION F 07901004 (3A) Compact on shelf Mt. 12.48 m. Log. p. 113. 14/4/68
REFERENCES

1 Small nondescript piece of flint probably part of a blade





To repeat order state Feint, Size 5' x 8'

UNIVERSITY OF BRISTOL SPELÆOLOGICAL SOCIETY
MUSEUM CATALOGUE

No. M 35.5
2

NEGATIVES			PHOTOGRAPHS	LANTERN SLIDES	
35mm	Up to $\frac{1}{4}$ pl.	$\frac{1}{2}$ and 1/1 pl.		2 x 2in.	$3\frac{1}{4}$ x $3\frac{1}{2}$ in.

LOCATION 27/7/69 G. 09381032 (3) 19 Ht. 10.22 m. Log. p. 108. - in post-B.D. flr

REFERENCES

2 flint. scrap. white patina



To repeat order state Feint, Size 5' x 8"

UNIVERSITY OF BRISTOL SPELAEOLOGICAL SOCIETY
MUSEUM CATALOGUE

No. ~~M35.5~~
M35.5/3

NEGATIVES			PHOTOGRAPHS	LANTERN SLIDES	
35mm	Up to $\frac{1}{4}$ pl.	$\frac{1}{2}$ and 1/1 pl.		2 x 2in.	$3\frac{1}{2}$ x $3\frac{1}{2}$ in.

LOCATION 2571/70 F 0853/064 (4a) ~~85~~ Ht. 9.24 m. Log. p. 173

REFERENCES

With M35.2/34, 35 + M35.¹²/~~3~~63. Near edge of disturbance

3. Tiny sliver of flint virtually unpatinated.

UNIVERSITY OF BRISTOL SPELAEOLOGICAL SOCIETY
MUSEUM CATALOGUE

No. M35.5
4

NEGATIVES			PHOTOGRAPHS	LANTERN SLIDES	
35mm	Up to $\frac{1}{4}$ pl.	$\frac{1}{2}$ and 1/1 pl.		2 x 2in.	$3\frac{1}{2} \times 3\frac{1}{2}$ in.
				✓	

LOCATION

REFERENCES

1971 Proc. 12(3), 260 fig.43

Bifacial implements - unstratified - Boyd Dawkins et al



UNIVERSITY OF BRISTOL SPELAEOLOGICAL SOCIETY
MUSEUM CATALOGUE

No. M35.5
5, 6

NEGATIVES			PHOTOGRAPHS	LANTERN SLIDES	
35mm	Up to 1/4 pl.	1/2 and 1/1 pl.		2 x 2in.	3 1/4 x 3 1/2 in.
					5 6

LOCATION

REFERENCES

D.A.E. Garrod "The Upper Palaeolithic Age in
Britain" 1926, fig. 21 p. 101

flint implements . (~~Scale is not accurate~~)

"

"

Another slide showing Garrod fig
21, No. 3.

Moore's Modern Methods, Ltd., London, E.C.4



BONE, ANTLER, HORN & IVORY.



To repeat order state Feint, Size 5" x 8"

UNIVERSITY OF BRISTOL SPELAEOLOGICAL SOCIETY
MUSEUM CATALOGUE

No. M35.6
1

NEGATIVES			PHOTOGRAPHS	LANTERN SLIDES	
35mm	Up to $\frac{1}{4}$ pl.	$\frac{1}{2}$ and 1/1 pl.		2 x 2in.	$3\frac{1}{2}$ x $3\frac{1}{2}$ in.
	F 08281067		1. $\frac{1}{4}$ pl.	V.C. (shows groove)	



LOCATION 31/1/70 ~~F 08281086~~ (40) (90) Ht. 9.16 m. Log. p. 174 & 176

REFERENCES

during excavation. Lying not quite horizontally

1. Piece of animal rib, with series of shallow long cuts along axis near broken end. Under very oblique lighting there is a suggestion of a scratched lattice pattern on flatter surface. Impressions are two main lines on flat surface at broken end, parts of two lines on surface at rt. L to flat surface. Nothing on rounded surface. Broken end may originally have been cut off. Length 8 cm.
19/2/70. This bone re-examined under X6 mag

Sp. Gen.
flat surface 1/1



with ~~low~~ binocular microscope. There is no doubt that the grooves are man-made, and are more extensive than indicated in sketch. The bone is from a young animal. The unbroken end, left above, was cut off. G.M.

Colour stick duplicate in Colln G.M. R. 1119/50

Moore's Modern Methods, Ltd., London, E.C.4



MISC.





To repeat order state Feint, Size 5" x 8"

UNIVERSITY OF BRISTOL SPELAEOLOGICAL SOCIETY
MUSEUM CATALOGUE

No. M 35.9
1, 2

NEGATIVES			PHOTOGRAPHS	LANTERN SLIDES	
35mm	Up to $\frac{1}{4}$ pl.	$\frac{1}{2}$ and 1/1 pl.		2 x 2in.	$3\frac{1}{4}$ x $3\frac{1}{2}$ in.

LOCATION 6/7/69 G 10000985 (4) top at animal burrow partly filled by (3)
 REFERENCES post-B.D. fall, 18' Ht. 10.22 m. Log. p. 106 (1)
 27/7/69 G. 09831077 (4) top 2A Ht. 9.66 m. Log. p. 108 (2)

1 Piece of slate
 2 slate pencil (2 pieces) } Discarded



To repeat order state Feint, Size 5" x 8"

UNIVERSITY OF BRISTOL SPELAEOLOGICAL SOCIETY
MUSEUM CATALOGUE

No. M 35.9
3

NEGATIVES			PHOTOGRAPHS	LANTERN SLIDES	
35mm	Up to $\frac{1}{4}$ pl.	$\frac{1}{2}$ and 1/1 pl.		2 x 2in.	$3\frac{1}{4}$ x $3\frac{1}{2}$ in.

LOCATION 31/1/70 F08931074 (6) top (93) Ht. 9.14 m. Leg. p. 175

REFERENCES

3 Minute object shape like cottage loaf 2 $\frac{1}{2}$ approx
Probably resamoid base. T